

Achilles



**ACHILLES
INFLATABLE
CRAFT**



ACHILLES DINGHIES

PROVEN WORLDWIDE SUPERIOR TO ALL OTHERS

Achilles dinghies are designed to be portable, yet rugged, durable and tough to withstand the most severest conditions of the sea. Achilles dinghies offer the following exclusive features as standard equipment:

Super Deluxe Dinghy Offers You as Standard Equipment:

- **ACHILLES LOGO:** Trade Mark for Quality and Excellence.
- **HULL FABRIC:** Heavy duty nylon, for strength, is impregnated and coated with highest percentage of Hypalon®: Achieves superior resistance to oils, grease, abrasion, heat, flame, chemicals, ozone, sunlight (U.V.) and weathering. Used for buoyancy tubes and also floor – therefore can be stored inflated onboard upside down or rightside up.
- **COMPARTMENTALIZED HULL:** For safety, 4 and 5-man models have 3 separate air compartments for maximum safety and dependability.
- **REMOVABLE BOW DODGER:** Reduces bow spray, bright orange color for safety.
- **FORWARD INFLATABLE THWART SEAT:** For rowing and added flotation. (for ST series) (Forward wooden seat for DT series)
- **VARNISHED HINGED MARINE PLYWOOD FLOORBOARDS:** For added stability – fold up when not in use for easy storage.
- **WOODEN STERN SEAT:** Velcro fastened and interchangeable to bow section. (ST series)
- **LARGE TUBE DIAMETER:** For greater buoyancy and stability.
- **LOCK-TYPE OARLOCKS:** Easy rowing, smoother stroke, greater maneuverability and no chance of "Oars Over Board".
- **ALUMINUM AND PLASTIC COLLAPSIBLE OARS:** Specially made for above.
- **LIFELINES:** Attached with stainless steel "D" rings fastened in thick molded rubber.
- **OAR STOPPERS:** For additional oar support when not in use.
- **TOWING STAINLESS STEEL "D" RING:** Fastened in molded rubber nylon reinforced for stronger, safer towing ability. Painter line included.
- **RUBBING STRAKE:** Extra wide, thick molded rubber for protection. Bright yellow color for safety.
- **UPLIFTED BOW:** For smoother, dryer ride.
- **STERN LIFTING HANDLES:** For easier lifting and carrying.
- **OUTBOARD MOUNTING BRACKET:** Rust proof stainless steel and wood.
- **WOODEN HIGH COMPRESSION BELLOWS PUMP (L-2):** For quick inflation.
- **HEAVY DUTY NYLON SEA BAG:** For stowing
- **PG VALVE**
ACHILLES DOUBLE SAFETY PLASTIC VALVE FOR ALL BOATS.
 In order to shorten inflation and deflation process, diameter of valve widened. For safety features, cap B is one-way air tight non-returnable for inflation, and cap A is for double safety. For quick deflation, unscrew cap A and B together.
- Repair kit
- Instruction manual



OPTIONAL ACCESSORIES

- Pressure Gauge (G-1)
- Carrying Bag for Floorboards



•DINGHIES "AS PICTURED" ARE COMPLETE WITH ALL ACCESSORIES AS STANDARD EQUIPMENT ALSO INCLUDING OARS, BELLOWS PUMP, SEA BAG, REPAIR KIT AND INSTRUCTION MANUAL.

SUPER DELUXE DINGHIES



2/3-MAN SUPER DELUXE DINGHY

ST-2

| | |
|---------------------|-------------------------|
| Length | 8'4" (254 cm.) Inflated |
| Beam | 4'1" (125 cm.) Inflated |
| Tube Diameter | 11.8" (30 cm.) |
| Weight | 46 lbs. (21 kg.) |
| Loading Capacity | 550 lbs. (250 kg.) |
| Maximum Hp. | 4 Standard shaft engine |
| No. of Air Chambers | 2 |



Achilles now features our special locking oarlock and oar which aid in easier, smoother rowing strokes, greater maneuverability, and eliminates the old problem of oars over board.



4-MAN SUPER DELUXE DINGHY

ST-4

| | |
|---------------------|-------------------------|
| Length | 9'5" (287 cm.) Inflated |
| Beam | 4'7" (140 cm.) Inflated |
| Tube Diameter | 13.8" (35 cm.) |
| Weight | 64 lbs. (29 kg.) |
| Loading Capacity | 792 lbs. (360 kg.) |
| Maximum Hp. | 4 Standard shaft engine |
| No. of Air Chambers | 3 |



5/6-MAN SUPER DELUXE DINGHY

ST-5

| | |
|---------------------|--------------------------|
| Length | 10'4" (315 cm.) Inflated |
| Beam | 4'9" (145 cm.) Inflated |
| Tube Diameter | 13.8" (35 cm.) |
| Weight | 68 lbs. (31 kg.) |
| Loading Capacity | 1,188 lbs. (540 kg.) |
| Maximum Hp. | 4 Standard shaft engine |
| No. of Air Chambers | 3 |

STANDARD EQUIPMENT

- Towing Stainless Steel D-Ring and Painter
- Removable Bowdodger
- Cleats for Bowdodger
- Wooden Seat
- Wooden Seat Fitting with Velcro
- Inflatable Thwart
- Inflatable Thwart Fitting Points
- Lifelines
- Rubbing Strake
- Lifting Handles (for ST-5 and ST-4)
- Varnished Marine Plywood Floorboards

- Outboard Mounting Bracket with Becketts
- Oar Stoppers
- Special Locktype Oarlocks
- Aluminum and Plastic Collapsible Oars



Standard Equipment

- D-2 Oars (for ST-5 and ST-4) length 54.3" (138 cm)
- D-1 Oars (for ST-2) length 50.4" (128 cm)
- Wooden High Compression Bellows Pump (L-2)
- Heavy Duty Nylon Sea Bag
- Repair Kit
- Instruction Manual

OPTIONAL ACCESSORIES

- Pressure Gauge (G-1)
- Carrying Bag for Floorboards



DELUXE DINGHIES



2/3-MAN DELUXE DINGHY

DT-2

| | |
|---------------------|-------------------------|
| Length | 8'4" (254 cm.) Inflated |
| Beam | 4'1" (125 cm.) Inflated |
| Tube Diameter | 11.8" (30 cm.) |
| Weight | 48 lbs. (22 kg.) |
| Loading Capacity | 550 lbs. (250 kg.) |
| Maximum Hp. | 4 Standard shaft engine |
| No. of Air Chambers | 2 |



Achilles now features our special locking oarlock and oar which aid in easier, smoother rowing strokes, greater maneuverability, and eliminates the old problem of oars over board.



DT-4 and DT-2 in Coral Red Color available.

4-MAN DELUXE DINGHY

DT-4

| | |
|---------------------|-------------------------|
| Length | 9'5" (287 cm.) Inflated |
| Beam | 4'7" (140 cm.) Inflated |
| Tube Diameter | 13.8" (35 cm.) |
| Weight | 62 lbs. (28 kg.) |
| Loading Capacity | 792 lbs. (360 kg.) |
| Maximum Hp. | 4 Standard shaft engine |
| No. of Air Chambers | 3 |



STANDARD EQUIPMENT

- Towing Stainless Steel D-ring and Painter
- Removable Bowdodger
- Cleats for Bowdodger
- Wooden Seats
- Wooden Seat Fitting with Velcro
- Lifelines
- Rubbing Strake
- Lifting Handles (For DT-4)
- Varnished Marine Plywood Floorboards
- Outboard Mounting Bracket with Buckets
- Oar Stoppers
- Special Locktype Oarlocks
- Aluminum and Plastic Collapsible Oars
- D-2 Oars (For DT-4) Length: 54.3" (138 cm.)

- D-1 Oars (For DT-2) Length: 50.4" (128 cm.)
- Wooden High Compression Bellows Pump (L-2)
- Heavy Duty Nylon Sea Bag
- Repair Kit
- Instruction Manual



Standard Equipment

OPTIONAL ACCESSORIES

- Pressure Gauge (G-1)
- Carrying Bag for Floorboards



DELUXE SPORT DINGHIES

Designed for the more adventurous yachtsman, this multi-purpose craft can be used as the ship's tender and can also handle greater h.p. to double as a sport boat. Great for exploring, diving and fishing. Assembles in minutes as does every Achilles.



Achilles now features our special locking oarlock and oar which aid in easier, smoother rowing strokes, greater maneuverability, and eliminates the old problem of oars over board.



2-MAN SPORT DINGHY

SPD-2FL

(without floorboards)

SPD-2

(without floorboards)

| | |
|-----------------------------------|--|
| Length | 9'2" (280 cm.) Inflated |
| Beam | 4'1" (125 cm.) Inflated |
| Tube Diameter | 11.8" (30 cm.) |
| Weight | w/FL 55 lbs. (25 kg.) w/o FL 40 lbs. (18 kg.) |
| Loading Capacity | 550 lbs. (250 kg.) |
| Maximum Hp. Standard shaft engine | w/Floorboards 6.0 w/o Floorboards 5.0 |
| No. of Air Chambers | 2 |

4-MAN SPORT DINGHY

SPD-4FL

(with floorboards and with air keel)

SPD-4

(without floorboards)

| | |
|-----------------------------------|--|
| Length | 10'2" (310 cm.) Inflated |
| Beam | 4'7" (140 cm.) Inflated |
| Tube Diameter | 13.8" (35 cm.) |
| Weight | w/FL 66 lbs. (30 kg.) w/o FL 48 lbs. (22 kg.) |
| Loading Capacity | 792 lbs. (360 kg.) |
| Maximum HP. Standard shaft engine | w/Floorboards 7.5 w/o Floorboards 6.0 |
| No. of Air Chambers | 3 |

STANDARD EQUIPMENT

- Towing Stainless Steel D-Ring and Painter
- Removable Bowdodger
- Cleats for Bowdodger
- Wooden Seat
- Wooden Seat Fitting with Velcro
- Inflatable Thwart
- Inflatable Thwart Fitting Points
- Lifelines
- Rubbing Strake
- Lifting Handles (For SPD-4FL and SPD-4)
- Varnished Marine Plywood Floorboards (For SPD-2FL and SPD-4FL)
- Wooden Transom
- Oar Stoppers
- Air Keel (For SPD-4 w/floorboards)
- Special Locktype Oarlocks
- Aluminum and Plastic Collapsible Oars D-2 Oars (For SPD-4FL/4) Length:

54.3" (138 cm.)
D-1 Oars (For SPD-2FL/2) Length:
50.4" (128 cm.)

- Wooden High Compression Bellows Pump (L-2)
- Heavy Duty Nylon Sea Bag
- Repair Kit
- Instruction Manual



Standard Equipment

OPTIONAL ACCESSORIES

- Pressure Gauge (G-1)
- Carrying Bag for Floorboards





ACHILLES SPORT BOATS

These heavy duty crafts are made tougher and stronger enabling them to handle virtually any sea condition. By means of a molded wooden transom, inflatable air keel for stability and extended stern tubes for engine support, Achilles Sport Boats are capable of handling powerful outboards safely, although conservative size outboards are all that is really needed to plane these crafts economically.

Standard Equipment Includes:

- **ACHILLES LOGO:** Trade Mark for Quality and Excellence.
- **HULL FABRIC:** Extra heavy duty nylon, for strength, is impregnated and coated with highest percentage of Hypalon®: Achieves superior resistance to oils, grease, abrasion, heat, flame, chemicals, ozone, sunlight (U.V.) and weathering. Used for buoyancy tubes and also floor — therefore can be stored inflated onboard upside down or rightside up.
- **COMPARTMENTALIZED HULL:** Minimum 3 separate air compartments plus air keel, Maximum 5 separate air compartments plus air keel — For safety and dependability.
- **FIXED BOWDODGER AND WINDSHIELD:** (SR SERIES) Reduces bow spray (Complete with easy to install bowdodger support bar)
- **REMOVABLE BOW DODGER:** (SD SERIES) Reduces bow spray, bright orange color for safety. (Complete with easy to install bowdodger support bar)
- **LARGE TUBE DIAMETER —** Fore and Aft: For greater buoyancy, stability and engine support.
- **UPLIFTED BOW:** For smoother, dryer ride and faster plane.
- **RUBBING STRAKE:** Extra wide thick molded rubber for protection.
- **TOWING STAINLESS STEEL "D" RING:** Fastened in molded rubber nylon reinforced. For stronger, safer towing ability. Painter line included.
- **LIFELINES:** Grabbed easily from inside and outside.
- **SPRAY DEFLECTOR TRIM:** Reduces spray over gunwales for a dryer ride.
- **SWIVEL HEAVY DUTY OARLOCKS:** For strong strokes.
- **HELMSMANS GRIP HANDLE:** Precautionary aid for driving at high speed.
- **VARNISHED MARINE PLYWOOD HEAVY DUTY FLOORBOARDS:** Sectional — For easy installation.
- **BILGE DRAIN:** Self-bailing drain with rubber diaphragm check valve.
- **INFLATABLE AIR KEEL:** For "V" bottom effect, greater stability and maneuverability.
- **WOODEN TRANSOM:** For strong support of performance outboards. Includes rubber pad assured engine clamp grip, also absorbs vibration.
- **STAINLESS STEEL TRANSOM SUPPORT BATTENS:** For models over 13 ft. accommodating larger motors.
- **LIFTING HANDLES:** For easier lifting and carrying.
- **PG VALVE:** In order to shorten inflation and deflation process, diameter of valve widened. For safety features, cap B is one-way air tight non-returnable for inflation, and cap A is for double safety. For quick deflation, unscrew cap A and B together.
- **CARRYING BAGS:** For stowing
- **WOODEN HIGH COMPRESSION BELLOWS PUMP:** (L-2) For quick inflation.
- **REPAIR KIT**
- **INSTRUCTION MANUAL**



OPTIONAL ACCESSORIES

- Pressure Gauge (G-1)
- Launching Wheels and Launching Wheels Fitting Kit
- Inflatable Cushion (changeable to back rest)
- Wooden Oars
- Aluminum and plastic oars
- Wooden Seat
- Steering System
- Bow Holdall
- Hypalon Liquid



SPORT BOATS



4-MAN SUPER DELUXE

SR-108

| | |
|---------------------|------------------------------------|
| Length | 10'8" (325 cm.) Inflated |
| Beam | 4'7" (140 cm.) Inflated |
| Tube Diameter | 14.8" (37.5 cm.) |
| Weight | 95 lbs. (43 kg.) |
| Loading Capacity | 880 lbs. (400 kg.) |
| Recommended Hp. | 12 (4-20) Standard shaft engine |
| No. of Air Chambers | 3 plus air keel |



Inflatable Cushion (optional)

5-MAN SUPER DELUXE

SR-124

| | |
|---------------------|------------------------------------|
| Length | 12'4" (375 cm.) Inflated |
| Beam | 5'1" (155 cm.) Inflated |
| Tube Diameter | 15.8" (40 cm.) |
| Weight | 117 lbs. (53 kg.) |
| Loading Capacity | 1,100 lbs. (500 kg.) |
| Recommended Hp. | 15 (6-25) Standard shaft engine |
| No. of Air Chambers | 4 plus air keel |



6-MAN SUPER DELUXE

SR-132

| | |
|---------------------|------------------------------------|
| Length | 13'2" (400 cm.) Inflated |
| Beam | 5'7" (170 cm.) Inflated |
| Tube Diameter | 17.7" (45 cm.) |
| Weight | 161 lbs. (73 kg.) |
| Loading Capacity | 1,320 lbs. (600 kg.) |
| Recommended Hp. | 20 (6-35) Standard shaft engine |
| No. of Air Chambers | 4 plus air keel |

STANDARD EQUIPMENT

- Inflatable Air Keel
- Towing Stainless Steel D-Ring and Painter
- Fixed Bowdodger
- Windshield
- Spray Deflector Trim
- Lifelines
- Rubbing Strake
- Swivel Heavy Duty Oarlocks
- Lifting and Towing Handles
- Helmsmans Grip Handle
- Oar Holders
- Bow Holdall Fitting Points
- Inflatable Seat Fitting Points
- Wooden Seat Fitting Points

- Steering System Fitting Points
- Varnished Marine Plywood Floorboards
- Wooden Transom (For details see P. 6)
- Bilge Drain with Check Valve
- Stainless Steel Transom Support




Standard Equipment

- Battsens (For SR-132)
- Carrying Bags
- Wooden High Compression Bellows Pump (I-2)
- Repair Kit
- Instruction Manual

OPTIONAL ACCESSORIES

- Bow Holdall



- Inflatable Cushion (Changeable to back rest)
- Wooden Seat
- Steering System consisting of steering console wheel and cable
- Launching Wheels and Launching Wheels Fitting Kit
- Fuel Tank Fitting Kit
- Pressure Gauge (G-1)
- Wooden Oars
- Aluminum and Plastic Oars 0-2 58.3" (148 cm.)

SPORT BOATS



6-MAN SUPER DELUXE

SR-140

| | |
|---------------------|------------------------------------|
| Length | 14'0" (425 cm.) Inflated |
| Beam | 5'7" (170 cm.) Inflated |
| Tube Diameter | 17.7" (45 cm.) |
| Weight | 167 lbs. (76 kg.) |
| Loading Capacity | 1,540 lbs. (700 kg.) |
| Recommended Hp. | 25 (9-35) Standard shaft engine |
| No. of Air Chambers | 4 plus air keel |



8-MAN SUPER DELUXE

SR-156

| | |
|---------------------|-------------------------------------|
| Length | 15'6" (473 cm.) Inflated |
| Beam | 6'3" (190 cm.) Inflated |
| Tube Diameter | 19.7" (50 cm.) |
| Weight | 222 lbs. (101 kg.) |
| Loading Capacity | 1,870 lbs. (850 kg.) |
| Recommended Hp. | 30 (15-45) Standard shaft engine |
| No. of Air Chambers | 5 plus air keel |



10-MAN SUPER DELUXE

SR-170

| | |
|---------------------|---------------------------------|
| Length | 17'0" (518 cm.) Inflated |
| Beam | 6'11" (210 cm.) Inflated |
| Tube Diameter | 21.7" (55 cm.) |
| Weight | 260 lbs. (118 kg.) |
| Loading Capacity | 2,500 lbs. (1,135 kg.) |
| Recommended Hp. | 35 (15-55) Long shaft engine |
| No. of Air Chambers | 5 plus air keel |

STANDARD EQUIPMENT


- Inflatable Air Keel
- Towing Stainless Steel D-Ring and Painter
- Fixed Bowdodger
- Windshield
- Spray Deflector Trim
- Lifelines
- Rubbing Strake
- Swivel Heavy Duty Oarlocks (For SR-140)
- Lifting and Towing Handles
- Helmsmans Grip Handle
- Oar Holders
- Bow Holdall Fitting Points
- Inflatable Seat Fitting Points
- Wooden Seat Fitting Points
- Steering System Fitting Points
- Varnished Marine Plywood Floorboards

- Wooden Transom (For details see P. 6)
- Bilge Drain with Check Valve
- Stainless Steel Transom Support Battens
- Carrying Bags
- Wooden High Compression Bellows Pump (L-2)
- Repair Kit
- Instruction Manual



OPTIONAL ACCESSORIES

- Bow Holdall
- Inflatable Cushion (Changeable to back rest)
- Wooden Seat
- Steering System, consisting of steering console, wheel and cable
- Launching Wheels and Launching Wheels Fitting Kit
- Fuel Tank Fitting Kit
- Pressure Gauge (G-1)
- Wooden Oars
- Aluminum and Plastic Oars 0-2 58.3" (148 cm.)



SPORT BOATS

SD SERIES – WITH REMOVABLE BOWDODGER.

Gives you the option of removing the bowdodger for added room and comfort – great for family fun, diving or general utility boat.



4-MAN SUPER DELUXE

SD-11

| | |
|---------------------|------------------------------------|
| Length | 10'8" (325 cm.) Inflated |
| Beam | 4'7" (140 cm.) Inflated |
| Tube Diameter | 14.8" (37.5 cm.) |
| Weight | 90 lbs. (41 kg.) |
| Loading Capacity | 880 lbs. (400 kg.) |
| Recommended Hp. | 12 (4-20) Standard shaft engine |
| No. of Air Chambers | 3 plus air keel |



Inflatable Cushion (optional)
Wooden Sheet (optional)

5-MAN SUPER DELUXE

SD-124 SD-12

| | |
|---------------------|---|
| Length | *12'4" (375 cm.) Inflated 12'0" (365 cm.) Inflated |
| Beam | 5'1" (155 cm.) Inflated |
| Tube Diameter | 15.8" (40 cm.) |
| Weight | *117 lbs. (53 kg.) 101 lbs. (46 kg.) |
| Loading Capacity | 1,100 lbs. (500 kg.) |
| Recommended Hp. | 15 (4-25) Standard shaft engine |
| No. of Air Chambers | 4 plus air keel |

* for SD-124



SD-124 and SD-12 in Coral Red
Color available.



6-MAN SUPER DELUXE

SD-13

| | |
|---------------------|------------------------------------|
| Length | 13'2" (400 cm.) Inflated |
| Beam | 5'7" (170 cm.) Inflated |
| Tube Diameter | 17.7" (45 cm.) |
| Weight | 156 lbs. (71 kg.) |
| Loading Capacity | 1,320 lbs. (600 kg.) |
| Recommended Hp. | 20 (6-35) Standard shaft engine |
| No. of Air Chambers | 4 plus air keel |

STANDARD EQUIPMENT

- Inflatable Air Keel
- Towing Stainless Steel D-Ring and Painter
- Removable Bowdodger
- Cleats for Bowdodger
- Spray Deflector Trim
- Lifelines
- Rubbing Strake
- Swivel Heavy Duty Oarlocks
- Lifting and Towing Handle
- Helmsmans Grip Handles
- Oar Holders (For SD-13)
- Bow Holdall Fitting Points
- Inflatable Seat Fitting Points
- Wooden Seat Fitting Points
- Steering System Fitting Points
- Varnished Marine Plywood Floorboards

- Wooden Transom (For details see P. 6)
- Bilge Drain with Check Valve
- Stainless Steel Transom Support Battens (For SD-13)
- Carrying Bags
- Wooden High Compression Bellows Pump (L-2)
- Repair Kit
- Instruction Manual



OPTIONAL ACCESSORIES

- Bow Holdall
- Inflatable Cushion (Changeable to back rest)
- Wooden Seat
- Steering System, consisting of steering console, wheel and cable
- Launching Wheels and Launching Wheels Fitting Kit
- Fuel Tank Fitting Kit
- Pressure Gauge (G-1)
- Wooden Oars
- Aluminum and Plastic Oars 0-2 58.3" (148 cm.)



RIVER CRAFT

Achilles River Runners Offer Users the Finest in Materials, Workmanship, Modern Design & Construction.

The Hypalon® Nylon Material of an Achilles incorporates a greater percentage of Hypalon and higher material density, thus providing greater protection against abrasion and tears and a long life expectancy. Multiple air chambers offer excellent safety under the most difficult conditions. The thwarts have separate inflation

points and are covered and protected for passenger safety and elimination of abrasion in the boat. The stainless steel D Rings are reinforced into heavy duty nylon supported rubber. Floor (HD Models), is wrapped up to a heavy rubbing strake and features a longitudinal material strip for increased protection and stretch. Our tests have shown that this is vital in river boat construction. Whether you are a professional outfitter or an adventurous river rafter, you can always depend on Achilles quality. ACHILLES RIVER CRAFT have also been used commercially as: Utility Work Boats, Diving Platforms and Offshore Rescue.



MATERIAL

- ACHILLES RIVER CRAFT made with safety in mind using the strongest material possible extra heavy duty nylon for strength is impregnated and coated with Hypalon® to achieve superior resistance to oils, grease, abrasion, heat, flame, chemicals, ozone, sunlight and weathering. The percentage of Hypalon and the material density used in our skin is much higher than any other boat manufactured worldwide, this extends life expectancy considerably. Gives MAXIMUM protection against abrasion and tears (Used for tubes and floor).



- THWART FITTING POINTS: Not exposed, covered and protected by rubber material which protect passenger and eliminate possible abrasion within the boat.



- INFLATION VALVES: recessed high-volume military type, rust proof metal, one for each chamber and thwart, quick and easy inflation and deflation.



- FLOOR SAFETY PATCHES: (All Models) Adds double protection to prime would be abrasion areas of floor.



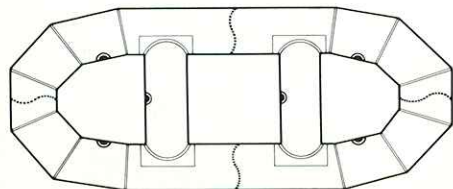
- STAINLESS STEEL "D" RINGS: (2" WIDTH) Are reinforced into heavy duty nylon supported molded rubber. Attached are polypropylene grab lines for easy lifting and passenger access.



- * "D" rings also useful when outfitting rowing frames.

CONSTRUCTION AND STANDARD EQUIPMENT

- COMPARTMENTALIZED HULL: multiple air chambers are independent and separated using newly designed high pressure resistant bulkheads (baffles) for the maximum in safety and dependability.
- INFLATABLE CROSS TUBES (THWARTS): Independently inflated for safety.



Minimum 3 separate air compartments and for models over 13 ft. 4 separate air compartments.



- FLOOR CONSTRUCTION: (Standard Models) Floor covers side of buoyancy tubes 30 degrees more than any other brand for added hull protection.




IMPORTANT

Achilles River Craft are designed with the newest innovative and progressive modern technology. We have utilized the expertise of professional commercial outfitters themselves as consultants and critics. They have assisted us in manufacturing a product which we honestly feel to be the world's finest.

RV-110 RV-120 RV-110HD RV-120HD

(w/wrap up floor)

(w/wrap up floor)



RV-120

| | | |
|----------------------|---------------------------------------|---|
| Length | 11'0" (340 cm.) Inflated | 12'0" (365 cm.) Inflated |
| Beam | 5'5" (165 cm.) Inflated | 5'10" (165 cm.) Inflated |
| Tube Diameter | 16" (40 cm.) | 17" (43 cm.) |
| Thwart Tube Diameter | 14" (35 cm) | 14" (35 cm.) |
| Weight | 88 lbs. (40 kg.) *95 lbs. (43 kb.) | 101 lbs. (46 kg.) *110 lbs. (50 kg.) |
| Loading Capacity | 1,400 lbs. (636 kg.) | 1,700 lbs. (772 kg.) |
| No. of Air Chambers | 3 plus 2 thwarts | 3 plus 2 thwarts |

* for HD type



RV-140


RV-130 RV-140 RV-130HD RV-140HD

(w/wrap up floor)

(w/wrap up floor)

| | | |
|----------------------|---|---|
| Length | 13'0" (396 cm.) Inflated | 13'9" (420 cm.) Inflated |
| Beam | 6'1" (186 cm.) Inflated | 6'8" (203 cm.) Inflated |
| Tube Diameter | 18" (46 cm.) | 18" (46 cm.) |
| Thwart Tube Diameter | 15" (39 cm.) | 15" (39 cm.) |
| Weight | 116 lbs. (52.5 kg.) *126 lbs. (57.5 kg.) | 121 lbs. (55 kg.) *132 lbs. (60 kg.) |
| Loading Capacity | 1,892 lbs. (860 kg.) | 2,090 lbs. (950 kg.) |
| No. of Air Chambers | 4 plus 2 thwarts | 4 plus 2 thwarts |

* for HD type



RV-160

RV-160 RV-160HD

(w/wrap up floor)

* for HD type

| | |
|----------------------|---|
| Length | 16'0" (488 cm.) |
| Beam | 7'4" (224 cm.) |
| Tube Diameter | 20" (51 cm.) |
| Thwart Tube Diameter | 17.7" (45 cm.) |
| Weight | 154 lbs. (70 kg.) *167 lbs. (76 kg.) |
| Loading Capacity | 2,750 lbs. (1,250 kg.) |
| No. of Air Chambers | 4 plus 2 thwarts |



RV-180

RV-180 RV-180HD

(w/wrap up floor)

* for HD type

| | |
|----------------------|---|
| Length | 18'0" (549 cm.) |
| Beam | 8'0" (244 cm.) |
| Tube Diameter | 21" (53 cm.) |
| Thwart Tube Diameter | 17.7" (45 cm.) |
| Weight | 178 lbs. (81 kg.) *194 lbs. (88 kg.) |
| Loading Capacity | 3,608 lbs. (1,640 kg.) |
| No. of Air Chambers | 4 plus 2 thwarts |

STANDARD EQUIPMENT

- Stainless Steel D-rings
- Life-Lines
- Laced-On Thwarts
- Recessed Heavy Duty Valves
- Repair Kit
- Instruction Manual



ACHILLES NAVI VOGEL



Full zipper front jacket with additional Velcro fastener. Three patch pockets outside, one inside, all with Velcro fasteners. Jacket also features an attached Hide-a-way hood in collar, and elastic wristbands. Pants are chest high with one patch pocket, suspenders, and ankle ties. Comes complete in its own carrying bag. Made out of Heavy Duty light weight rubberized nylon. Completely waterproof. Plastic zippers and snaps are used to guard against rust and corrosion.
 Color: Safety Orange and Yellow
 Size: S, M, L, XL, XXL
 One complete suit and carrying bag per poly bag.

SAFETY SUGGESTIONS

Accidents on water can happen unexpectedly. It is your responsibility to carry a life preserver whenever on water, whether required by law or not. The Federal government and some local governments have laws requiring readily accessible life preservers, ring buoys or other devices for each person on board. Be sure to check the federal or your local agency for boating safety and life preserving requirements before using these boats. General instructions for care and inflation of Achilles inflatables — inflate with foot or hand pump, do not use gas station or high pressure pumps. For maximum air pressure for rubber boat: please refer to instruction manual. Store in cool, dry and dark place after deflation and cleaning.

LIMITED WARRANTY

Achilles Inflatable Crafts (Achilles Inflatable Craft, division of Kohkoku USA, Inc., 25 Branca Road, East Rutherford, New Jersey 07073 U.S.A. (201) 438-6400) are warranted against manufacturer defect and materials for a period of one year from the date of original consumer purchase. This warranty does not cover damage, negligence, or abuse which are incurred by original consumer purchaser.

This warranty is made only to the "Original Consumer Purchaser" and is not assignable.

If a purchaser discovers a defect, purchaser should contact the dealer where originally purchased, purchaser will then be advised as to service arrangements or disposition of merchandise.

- Due to construction of these crafts, weights and dimensions given are nominal and may vary slightly.
- The specifications of craft may change without notice.
- All other express statutory and implied warranties, including, without limitation, all implied warranties of merchantability, are hereby disclaimed.

Achilles

ACHILLES INFLATABLE CRAFT

Division of KOHKOKU USA, Inc.
 25 Branca Road, East Rutherford, New Jersey 07073 U.S.A.
 Phone: (201) 438-6400, (212) 725-5755
 Telex: 133581 ACHILES ERFD, 133579 ACHILES ERFD

KOHKOKU USA, INC.

Puget Sound Industrial Park, 1407 80th Street, S.W.,
 Everett, Washington 98204 U.S.A.
 Phone: (206) 353-7000
 Telex: 32-9661 KOHKOKUUSA EVT
 Cable Address: KOHKOKU EVERETT WASHINGTON

Manufacturer and Parent Company

KOHKOKU CHEMICAL IND. CO., LTD.

22, Daikyocho, Shinjuku-ku, Tokyo, 160 Japan
 Phone: (03) 341-5111
 Telex: J26556
 Cable Address: ACHILLESKI TOKYO



Inflatable Boat
 Association

AUTHORIZED DEALERS ADDRESS