

ACHILLES INFLATABLE CRAFT



ACHILLES: THINK OF US WHEN YOU THINK OF QUALITY INFLATABLES

As one of the original pioneers, our credentials as a Quality Inflatable Boat Builders speak for themselves. Expert engineering combined with highly skilled factory personnel, yield a product which is unsurpassable by others. Considering our 20 years experience, you can be assured that you own one of the toughest, durable, dependable, seaworthy inflatable boats available in the world today.

Achilles Inflatables are made with safety in mind, that is why we manufacture our boats with the strongest material possible — Heavy Duty Nylon for Strength is impregnated and coated with *Hypalon to achieve superior resistance to oils, grease, abrasion, heat, flame, chemicals, ozone, sunlight and weathering. Achilles offers you a complete line of sport boats, dinghies and river boats to suit any active sportsman's needs.

*Hypalon is a registered DuPont Tradename.

FIXED BOWDODGER SERIES

SPORT BOATS



SR-52 10-MAN SUPER DELUXE

Length	16'9" (510 cm.) Inflated
Beam	6'11" (210 cm.) Inflated
Tube Diameter	21.6" (55 cm.)
Weight	264 lbs. (120 kg.)
Loading Capacity	1,980 lbs. (900 kg.)
Recommended Hp.	30 (15-50) Long shaft engine
No. of Air Chamber	5 plus air keel



SR-44 8-MAN SUPER DELUXE

Length	14'3" (435 cm.) Inflated
Beam	6'1" (185 cm.) Inflated
Tube Diameter	19.7" (50 cm.)
Weight	216 lbs. (98 kg.)
Loading Capacity	1,760 lbs. (800 kg.)
Recommended Hp.	25 (15-45) Standard shaft engine
No. of Air Chamber	5 plus air keel

STANDARD EQUIPMENT

- Air Keel
- Fixed Bowdodger
- Bow Holdall Fitting Points
- Windshield and Wooden Dashboard
- Spray Deflector Trim
- Inflatable Seat Fitting Points
- Lifelines
- Towing Stainless Steel D-Ring and Painter
- Lifting and Towing Handles
- Paddle Holders
- Self-Bailer with Check Valve
- Transom Support Battens
- Carrying Bags
- Marine Plywood Floorboards
- Repair Kit
- Instruction Manual
- High Compression Foot Pump (L-2)

OPTIONAL ACCESSORIES

- Bow Holdall
- Inflatable Seat with Back-Rest
- Inflatable Flat Cushion
- Launching Wheels and Launching Wheels Fitting Kit
- Fuel Tank Fitting Kit
- Pressure Gauge (G-1)

Please Refer Page 7 for Accessories.





Wooden Seat
(optional)

SR-140 6-MAN SUPER DELUXE

Length	14'0" (425 cm.) Inflated
Beam	5'7" (170 cm.) Inflated
Tube Diameter	17.7" (45 cm.)
Weight	167 lbs. (76 kg.)
Loading Capacity	1,540 lbs. (700 kg.)
Recommended Hp.	25 (9-35) Standard shaft engine
No. of Air Chamber	4 plus air keel



SR-132 6-MAN SUPER DELUXE

Length	13'2" (400 cm.) Inflated
Beam	5'7" (170 cm.) Inflated
Tube Diameter	17.7" (45 cm.)
Weight	161 lbs. (73 kg.)
Loading Capacity	1,320 lbs. (600 kg.)
Recommended Hp.	20 (6-35) Standard shaft engine
No. of Air Chamber	4 plus air keel



Inflatable Cushion
(optional)

SR-124 5-MAN SUPER DELUXE

Length	12'4" (375 cm.) Inflated
Beam	5'1" (155 cm.) Inflated
Tube Diameter	15.8" (40 cm.)
Weight	117 lbs. (53 kg.)
Loading Capacity	1,100 lbs. (500 kg.)
Recommended Hp.	15 (6-25) Standard shaft engine
No. of Air Chamber	4 plus air keel



SR-108 4-MAN SUPER DELUXE

Length	10'8" (325 cm.) Inflated
Beam	4'7" (140 cm.) Inflated
Tube Diameter	14.8" (37.5 cm.)
Weight	95 lbs. (43 kg.)
Loading Capacity	880 lbs. (400 kg.)
Recommended Hp.	12 (4-20) Standard shaft engine
No. of Air Chamber	3 plus air keel

STANDARD EQUIPMENT

- Air Keel
- Fixed Bowdodger
- Bow Holdall Fitting Points
- Windshield
- Spray Deflector Trim
- Inflatable Seat Fitting Points
- Wooden Seat Fitting Points
- Lifelines
- Oarlocks
- Towing Stainless Steel D-Ring and Painter
- Steering Board Fitting Points (Except SR-108)
- Lifting and Towing Handles
- Oar Holders (for SR-140 and SR-132)
- Self-Bailer with Check Valve
- Transom Support Battens (for SR-140 and SR-132)
- Carrying Bags
- Marine Plywood Floorboards
- Repair Kit
- Instruction Manual
- High Compression Foot Pump (L-2)

OPTIONAL ACCESSORIES

- Bow Holdall
- Inflatable Seat with Back-Rest
- Inflatable Flat Cushion
- Wooden Seat
- Steering Wheel Fitting Board (Except SR-108)
- Launching Wheels and Launching Wheels Fitting Kit
- Fuel Tank Fitting Kit
- Pressure Gauge (G-1)
- Oars (O-1, O-2)

Please Refer Page 7 for Accessories.





SD-13
6-MAN SUPER DELUXE

Length	13'2" (400 cm.) Inflated
Beam	5'7" (170 cm.) Inflated
Tube Diameter	17.7" (45 cm.)
Weight	156 lbs. (71 kg.)
Loading Capacity	1,320 lbs. (600 kg.)
Recommended Hp.	20 (6-35) Standard shaft engine
No. of Air Chamber	4 plus air keel



Bow Holdall (optional)



Inflatable Cushion (optional)
Wooden Seat (optional)

SD-12
5-MAN SUPER DELUXE

Length	12'0" (365 cm.) Inflated
Beam	5'1" (155 cm.) Inflated
Tube Diameter	15.8" (40 cm.)
Weight	101 lbs. (46 kg.)
Loading Capacity	1,100 lbs. (500 kg.)
Recommended Hp.	15 (4-25) Standard shaft engine
No. of Air Chamber	4 plus air keel



SD-11
4-MAN SUPER DELUXE

Length	10'8" (325 cm.) Inflated
Beam	4'7" (140 cm.) Inflated
Tube Diameter	14.8" (37.5 cm.)
Weight	90 lbs. (41 kg.)
Loading Capacity	880 lbs. (400 kg.)
Recommended Hp.	12 (4-20) Standard shaft engine
No. of Air Chamber	3 plus air keel

STANDARD EQUIPMENT

- Air Keel
- Detachable Bowdodger
- Cleats for Bowdodger
- Bow Holdall Fitting Points
- Spray Deflector Trim
- Inflatable Seat Fitting Points
- Wooden Seat Fitting Points
- Lifelines
- Oarlocks
- Towing Stainless Steel D-Ring and Painter
- Steering Board Fitting Points (Except SD-11)

- Lifting and Towing Handles
- Oar Holders (for SD-13)
- Self-Bailer with Check Valve
- Transom Support Battens (for SD-13)
- Carrying Bags
- Marine Plywood Floorboards
- Repair Kit
- Instruction Manual
- High Compression Foot Pump (L-2)

OPTIONAL ACCESSORIES

- Bow Holdall
- Inflatable Seat with Back-Rest
- Inflatable Flat Cushion
- Wooden Seat
- Steering Board Fitting Points (Except SD-11)
- Launching Wheels and Launching Wheels Fitting Kit
- Fuel Tank Fitting Kit
- Pressure Gauge (G-1)
- Oars (O-1, O-2)

Please Refer Page 7 for Accessories.



SUPER DELUXE DINGHIES

ST-5


5/6-MAN SUPER DELUXE DINGHY

Length	10'4" (315 cm.) Inflated
Beam	4'9" (145 cm.) Inflated
Tube Diameter	13.8" (35 cm.)
Weight	68 lbs. (31 kg.)
Loading Capacity	1,188 lbs. (540 kg.)
Maximum Hp.	4 Standard shaft engine
No. of Air Chamber	3



Included Feature:
3 Towing D-Rings

Achilles now features our special locking oarlock and oar which aid in easier, smoother rowing strokes, greater maneuverability, and eliminates the old problem of oars over board.



ST-4

4-MAN SUPER DELUXE DINGHY

Length	9'5" (287 cm.) Inflated
Beam	4'7" (140 cm.) Inflated
Tube Diameter	13.8" (35 cm.)
Weight	64 lbs. (29 kg.)
Loading Capacity	792 lbs. (360 kg.)
Maximum Hp.	4 Standard shaft engine
No. of Air Chamber	3



CO2 System exclusively available for ST-4 (2-chamber model)



ST-2

2/3-MAN SUPER DELUXE DINGHY

Length	8'4" (254 cm.) Inflated
Beam	4'1" (125 cm.) Inflated
Tube Diameter	11.8" (30 cm.)
Weight	46 lbs. (21 kg.)
Loading Capacity	550 lbs. (250 kg.)
Maximum Hp.	4 Standard shaft engine
No. of Air Chamber	2



STANDARD EQUIPMENT


- Detachable Bowdodger
- Cleats for Bowdodger
- Wooden Seat Fitting with Velcro
- Wooden Seat
- Inflatable Thwart Fitting Points
- Inflatable Thwart
- Lifelines
- Oar Holders
- Towing Stainless Steel D-Ring and Painter
- Lifting and Towing Handles (for ST-5 and ST-4)
- Detachable Outboard Bracket
- Carrying Bag
- Marine Plywood Floorboards

- Repair Kit
- Instruction Manual
- Special Locktype Oarlocks
- D-2 Oars (for ST-5 and ST-4)
- D-1 Oars (for ST-2)
- High Compression Foot Pump (L-2)

OPTIONAL ACCESSORIES

- Pressure Gauge (G-1)
- CO2 System Exclusively Available for ST-4 (2-chamber model)
- Carrying Bag for Floorboards

Please Refer Page 7 for Accessories.



DELUXE DINGHIES



DT-4 4-MAN DELUXE DINGHY

Length	9'5" (287 cm.) Inflated
Beam	4'7" (140 cm.) Inflated
Tube Diameter	13.8" (35 cm.)
Weight	62 lbs. (28 kg.)
Loading Capacity	792 lbs. (360 kg.)
Maximum Hp.	4 Standard shaft engine
No. of Air Chamber	3



Special Locktype Oarlocks. Oarlocks and Oars are standard equipment.



DT-2 2/3-MAN DELUXE DINGHY

Length	8'4" (254 cm.) Inflated
Beam	4'1" (125 cm.) Inflated
Tube Diameter	11.8" (30 cm.)
Weight	48 lbs. (22 kg.)
Loading Capacity	550 lbs. (250 kg.)
Maximum Hp.	4 Standard shaft engine
No. of Air Chamber	2

STANDARD EQUIPMENT

- Detachable Bowdodger
- Cleats for Bowdodger
- Wooden Seat Fitting with Velcro
- Wooden Seats
- Lifelines
- Oar Holders
- Towing Stainless Steel D-Ring and Painter
- Lifting and Towing Handles (For DT-4)
- Detachable Outboard Bracket
- Carrying Bag
- Marine Plywood Floorboards
- Repair Kit
- Instruction Manual
- Special Locktype Oarlocks
- D-2 Oars (for DT-4)
- D-1 Oars (for DT-2)
- High Compression Foot Pump (L-2)

OPTIONAL ACCESSORIES

- Pressure Gauge (G-1)
- Carrying Bar for Floorboards

Please Refer Page 7 for Accessories.


DELUXE SPORT DINGHIES

Durable, Tough, Rugged and Lightweight. These boats can be inflated and ready for use within minutes.



SPD-4 4-MAN SPORT DINGHY

Length	10'2" (310 cm.) Inflated
Beam	4'7" (140 cm.) Inflated
Tube Diameter	13.8" (35 cm.)
Weight	51 lbs. (23 kg.)
Loading Capacity	792 lbs. (360 kg.)
Maximum Hp.	w/Floorboards 7.5
Standard shaft engine	w/o Floorboards 6.0
No. of Air Chamber	3



Marine Plywood Floorboards (optional)

STANDARD EQUIPMENT

- Detachable Bowdodger
- Cleats for Bowdodger
- Wooden Seat Fitting with Velcro
- Wooden Seat
- Inflatable Thwart Fitting Points
- Inflatable Thwart
- Lifelines
- Oar Holders
- Towing Stainless Steel D-Ring and Painter
- Carrying Bag
- Repair Kit
- Instruction Manual
- Special Locktype Oarlocks
- D-2 Oars (for SPD-4)
- D-1 Oars (for SPD-2)
- High Compression Foot Pump (L-2)

OPTIONAL ACCESSORIES

- Marine Plywood Floorboards
- Carrying Bag for Floorboards
- Pressure Gauge (G-1)

Please Refer Page 7 for Accessories.

SPD-2 2-MAN SPORT DINGHY

Length	9'2" (280 cm.) Inflated
Beam	4'1" (125 cm.) Inflated
Tube Diameter	11.8" (30 cm.)
Weight	40 lbs. (18 kg.)
Loading Capacity	550 lbs. (250 kg.)
Maximum Hp.	w/Floorboards 6.0
Standard shaft engine	w/o Floorboards 5.0
No. of Air Chamber	2

OPTIONAL ACCESSORIES AND REPLACEMENT EQUIPMENT FOR YOUR ACHILLES INFLATABLES

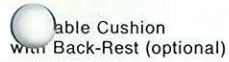
ACCESSORIES FOR SPORT BOATS



BH-1 Bow Holdall (optional) BH-2



Inflatable Flat Cushion (optional)



Inflatable Cushion with Back-Rest (optional)



Oars O-1 Length : 50.4" (128cm.) (optional)

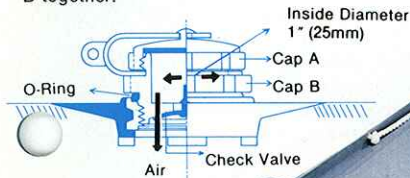


Oars O-2 Length : 58.3" (148cm.) (optional)

DOUBLE VALVE

ACHILLES DOUBLE SAFETY PLASTIC VALVE FOR ALL BOATS.

In order to shorten inflation and deflation process, diameter of valve widened. For safety features, cap B is one-way air tight non-returnable for inflation, and cap A is for double safety. For quick deflation, unscrew cap A and B together.



Wooden Seat (Except SR-52 and SR-44) (optional)

Fuel Tank Fitting Kit (optional)

Steering Wheel Fitting Board (optional)

OTHER ACCESSORIES



Aluminum Oars
D-2 Length: 58.3" (148cm.)
(Standard for ST-5/ST-4/DT-4/SPD-4)
D-1 Length: 50.4" (128cm.)
(Standard for ST-2/DT-2/SPD-2)



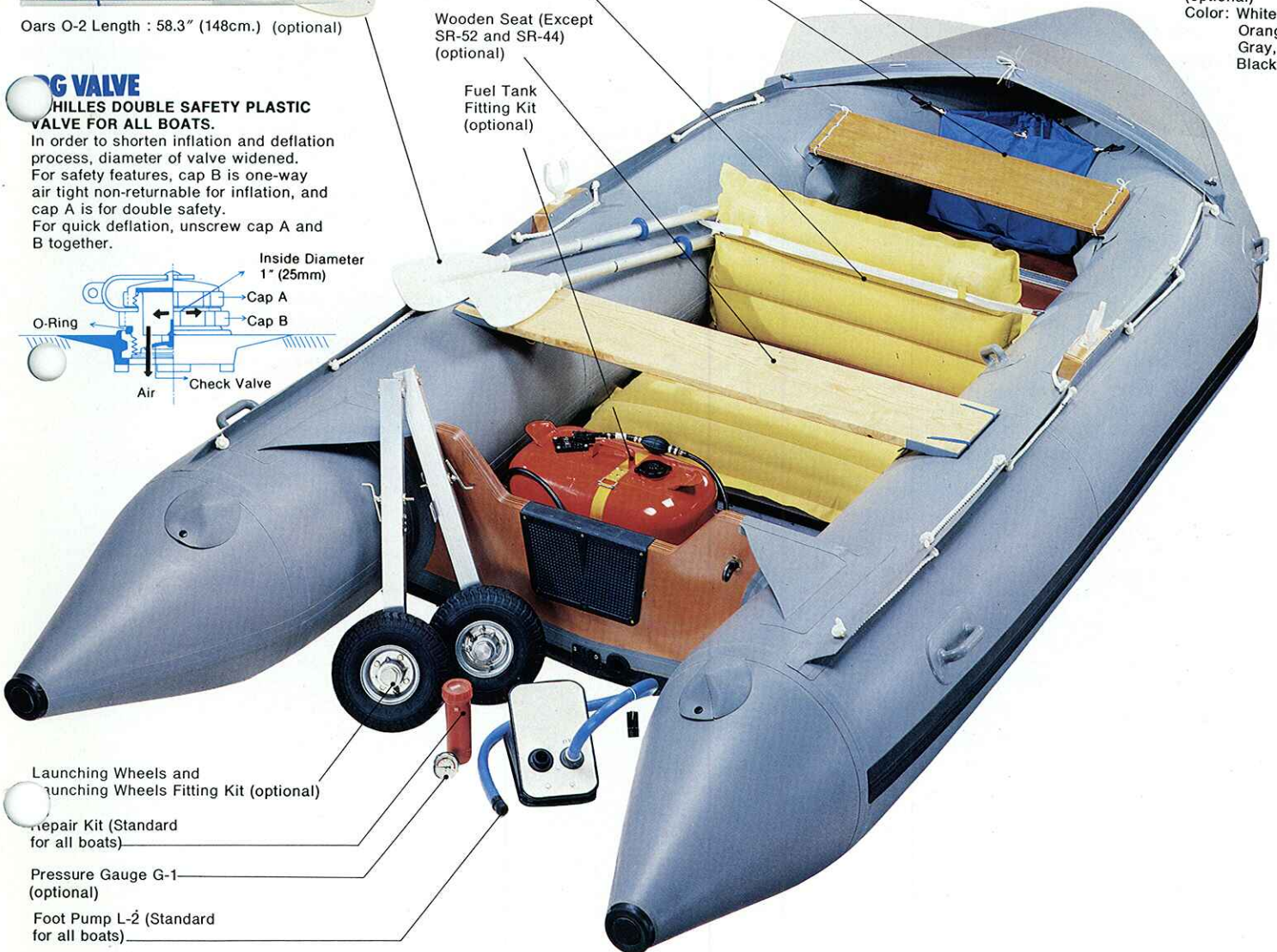
CO2 System exclusively available for ST-4 (2-chamber model)



Carrying Bag (Standard for all boats)
Carrying Bag for Floorboards of Dinghies (optional)



Hypalon Liquid (optional)
Color: White, Orange, Gray, Black



Launching Wheels and Launching Wheels Fitting Kit (optional)

Repair Kit (Standard for all boats)

Pressure Gauge G-1 (optional)

Foot Pump L-2 (Standard for all boats)

100% WATER PROOF

MARINE SUITS

Style 6060
NAVI VOGEL



Style 1160



SOU-WESTER




(Color : Safety Orange ● and Yellow ●)

ACHILLES NAVI VOGEL

Full zipper front jacket with additional Velcro fastener. Three patch pockets outside, one inside, all with Velcro fasteners. Jacket also features an attached Hide-a-way hood in collar, and elastic wristbands.

Pants are chest high with one patch pocket, suspenders, and ankle ties. Comes complete in its own carrying bag. Made out of Heavy Duty light weight rubberized nylon, completely waterproof. Plastic zippers and snaps are used to guard against rust and corrosion.

Color: Safety Orange and Yellow Size: S, M, L, XL, XXL
One complete suit and carrying bag per poly bag.



STYLE 1160

Pull over jacket with coil zipper pouch pocket, attached hood and lace front upper. Pants feature elastic waist band, ankle and fly snaps. Color: Safety yellow
Available Sizes: S,M,L, XL.

SAFETY SUGGESTIONS

Accidents on water can happen unexpectedly. It is your responsibility to carry a life preserver whenever on water, whether required by law or not. The Federal government and some local governments have laws requiring readily accessible life preservers, ring buoys or other devices for each person on board. Be sure to check the federal or your local agency for boating safety and life preserving requirements before using these boats. General instructions for care and inflation of Achilles inflatables — inflate with foot or hand pump, do not use gas station or high pressure pumps. For maximum air pressure for rubber boat: please refer to instruction manual. Store in cool, dry and dark place after deflation and cleaning.

LIMITED WARRANTY

Achilles Inflatable Crafts (Achilles Inflatable Craft, division of Kohkoku USA, Inc., 25 Branca Road, East Rutherford, New Jersey 07073 U.S.A. (201) 438-6400) are warranted against manufacturers defect and materials for a period of one year from the date of original consumer purchase. This warranty does not cover damage, negligence, or abuse which are incurred by original consumer purchaser.

This warranty is made only to the "Original Consumer Purchaser" and is not assignable.

If a purchaser discovers a defect, purchaser should contact the dealer where originally purchased, purchaser will then be advised as to service arrangements or disposition of merchandise.

- * Due to construction of these crafts, weights and dimensions given are nominal and may vary slightly.
- * The specifications of craft may change without notice.
- * All other express statutory and implied warranties, including, without limitation, all implied warranties of merchantability, are hereby disclaimed.

Achilles

ACHILLES INFLATABLE CRAFT

Division of KOHKOKU USA, Inc.

25 Branca Road, East Rutherford, New Jersey 07073 U.S.A.
Phone: (201) 438-6400, (212) 725-5755
Telex: 133581 ACHILLES ERFD, 133579 ACHILLES ERFD

KOHKOKU USA, INC.

Puget Sound Industrial Park, 1407 80th Street, S.W.,
Everett, Washington 98204 U.S.A.
Phone: (206) 353-7000
Telex: 32-9661 KOHKOKUUSA EVT
Cable Address: KOHKOKU EVERETT WASHINGTON

Manufacturer and Parent Company

KOHKOKU CHEMICAL IND. CO., LTD.

22, Daikyocho, Shinjuku-ku, Tokyo, 160 Japan
Phone: (03) 341-5111
Telex: J26556
Cable: Address: ACHILLESKCI TOKYO



AUTHORIZED DEALERS ADDRESS