

INFLATABLE BOATS

ACHILLES. YOUR KIND OF LIFESTYLE

From the icy waters of the North Atlantic to the blistering heat of the tropics, from lake to river, sea to shining sea, Achilles Inflatables are built to take whatever sails their way.

Our name may sound new to you because Achilles Inflatables have been sold in the United States for just five years. We now sell more quality inflatables than our competition. How come? We simply make the toughest, most durable inflatables for less money than anyone else.

But who are we and where do we come from? Achilles Inflatables are produced by one of the world's largest chemical manufacturing companies and a specialist in rubber products for more than thirty years.

As one of the original pioneers of quality inflatables, we use manufacturing methods based on solid experience and practical know-how combined with the most advanced engineering techniques in boat building. We rigorously test and re-test every facet of design, material and construction before we introduce our inflatables to the public. Over the years, this careful attention to detail, quality and workmanship has helped Achilles produce the most reliable inflatables around.

Materially speaking, Achilles is the toughest.

Among the greatest fears of buying an inflatable are punctures, abrasion of fabric, exposure to fuel and ultra violet rays. These worries are a thing of the past thanks to exclusive Achilles fabric used on all our boats.

Many inflatables use materials constructed the same way waterproof clothing is made with a thin coating of Vinyl. This coating can deteriorate quite quickly.

Achilles does things differently. Our material is made from a sturdy Nylon fabric coated with Hypalon® on the outside and Neoprene on the inside. The rubber is slowly cured through high pressure and heat to make it the best material possible.

This time consuming process makes our material abrasion resistant as well as resistant to the ultra violet rays of the sun and gasoline.

All our seams are further reinforced with seam tapes on the inside to enhance not only the strength but the smooth clean lines of the boat. Achilles hulls will wear better and longer than most rigid hull boats. Steer an Achilles Inflatable into a stone jetty. It bounces off unharmed. Try that with a wood or fiberglass boat. Leave an Achilles Inflatable exposed to scorching sun or arctic cold, it remains unscathed.

Achilles Inflatables are not made for a season or two. They're built to perform year after year. Our inflatables have been tested around the world under the most demanding conditions. Including an arduous four thousand mile trek up the Nile River.



NEEDS OUR KIND OF INFLATABLES.

This adventurous feat involved three of our large ten-man sport boats. As these inflatables sailed past the roots of ancient civilization, they had to battle rapids, dense swamplands and severe weather conditions. All three boats made the ninety day voyage with the greatest of ease. Men, boats and fabric came through in perfect condition.

Our unique combination of design and construction make Achilles Inflatables incredibly stable, durable and virtually unsinkable.

When you invest in one, you don't have to worry about the material. It's tough, and then some.

There's more than meets the eye with Achilles.

Safety first.

Thanks to multiple air chambers, (usually more than competitive boats of the same size), our boats insure buoyancy even in the roughest waters. Because of our wide beam and low center of gravity, it's almost impossible to sink an Achilles Inflatable.

You save money on more than the price.

Our boats are so light, you need very little horsepower and use far less fuel. Since they're inflatable, you don't need to buy or rent a trailer to move them.

They come and go with ease.

Achilles Inflatables fit in the trunk of a car. They store in a closet, attic, garage, wherever. Best of all, they're ready to go in minutes. You don't even need a launching ramp.

Light on weight, long on wear.


Achilles Inflatables are constructed of the finest heavy-duty nylon impregnated with Hypalon and Neoprene to resist abrasion, sun and weathering.

All boats come with heavy-duty fittings, and the sides are reinforced with an extra wide rubber molding to give additional toughness and strength all around the boat. All come with extra large, one-way valves for fast and easy inflation. Valves unscrew for quick deflation.

Full speed ahead.

Our overall lightness and exclusive hull design give you maximum performance even with a small outboard engine. Speeds, of course, will vary according to the size of the outboard used. Our uplifted bow gives you a drier ride. Our larger inflatable air keel is for a softer ride in choppy waters. It also prevents side slipping.

Today, Achilles is the number one quality inflatable in the United States. Tomorrow, we'll be number one everywhere else.



ACHILLES SPORTBOATS

STANDARD EQUIPMENT WITH ALL SPORTBOATS:

1. Fixed Bowdodger and Windshield (SR Series): Reduces bow spray. Comes with bowdodger support bar for easy installation.

Removable bowdodger (SD Series): Reduces bow spray. Bright orange color for safety. With bowdodger support bar for easy installation.

2. Reinforced Rubbing Strip: Extra wide, thick molded rubber for protection.

3. Towing stainless steel "D" ring: Fastened in molded rubber with reinforced Nylon for stronger and safer towing. Painter line included.

4. Lifelines: Easily accessible from inside and out.

5. Spray deflector trim: Reduces spray over gunwales for a dryer ride.

6. Heavy-Duty Swivel Oarlocks.

7. Helmsman's Grip Handle for driving at high speed.

8. Heavy-duty marine plywood sectional floorboards for easy installation. High gloss varnish.

9. Bilge Drain: Self-bailing drain with rubber diaphragm check valve.

10. Wooden Transom: For strong support of high-performance outboards. Includes aluminum pad to protect transom.

11. Lifting handles for easier carrying.

12. Achilles Extra Large Check Valve: For quicker inflation and deflation. One-way air tight non-returnable valve for inflation. Capped for double safety. For quick deflation, unscrew cap and valve together.

13. Carrying Bag: For easy stowing and storage.

14. High Compression Wooden Bellows Pump and repair kit.



Achilles Sportboats perform.

The deeper inflatable "V" keel provides a softer ride and greater performance than any inflatable anywhere. And we use heavy stringers along the floorboards for greater rigidity.

Achilles stringers and floorboards are easier to assemble so it takes you less time to get off and have a good time. Our sportboats rise quickly onto the plane yet remain safe and stable.

Optional Accessories

- Pressure Gauge
- Launching Wheels
- Fuel Tank Fitting Kit
- Inflatable Cushion
- Inflatable Mattress to go on top of floor boards.
- Aluminum and Plastic Oars
- Indoor/Outdoor carpet to place over floorboards
- Wooden Seat
- Steering System
- Bow Holdall



SPORTBOATS SR SERIES



4-MAN SUPER DELUXE

SR-108


Length	10'8" (325 cm.) Inflated
Beam	4'7" (140 cm.) Inflated
Tube Diameter	14.8" (37.5 cm.)
Weight	121 lbs. (55 kg.)
Loading Capacity	880 lbs. (400 kg.)
Recommended Hp.	12 (4-20) Standard shaft engine
No. of Air Chambers	3 plus air keel
Color	Grey



5-MAN SUPER DELUXE

SR-124

Length	12'4" (375 cm.) Inflated
Beam	5'1" (155 cm.) Inflated
Tube Diameter	15.8" (40 cm.)
Weight	150 lbs. (68 kg.)
Loading Capacity	1,100 lbs. (500 kg.)
Recommended Hp.	15 (6-25) Standard shaft engine
No. of Air Chambers	4 plus air keel
Color	Red or Grey




Achilles Sportboats, a whole new way to go. Anywhere.

We've already told you how tough and rugged Achilles Inflatables are. Now let's talk about their versatility. Each sportboat is designed to give you the high performance of a speed boat plus the special advantages only inflatables can offer.

Where a conventional 14' boat would need a 50 HP motor to take you water skiing, an Achilles Sportboat only needs 25 HP. Achilles Sportboats are ideal for divers because of their stability. Divers can easily get in and out without a ladder. They're also a fun runabout, yacht tender, or a spacious boat for fishermen, campers, family outings.

Achilles Sportboats also make excellent rescue boats. They're easy to climb into from the water and there are no sharp edges to hurt people as they get into the boat. These soft sides make our sportboats perfect for letting passengers on or off larger boats in a seaway. Inflatables can't mar the hull of a big boat. Size for size, inflatable sportboats are the most stable boats at sea.



SPORTBOATS SR SERIES



6-MAN SUPER DELUXE

SR-132

Length	13'2" (400 cm.) Inflated
Beam	5'6" (167 cm.) Inflated
Tube Diameter	17.7" (45 cm.)
Weight	187 lbs. (85 kg.)
Loading Capacity	1,320 lbs. (600 kg.)
Recommended Hp.	25 (9.9-40) Standard shaft engine
No. of Air Chambers	4 plus air keel
● Color	Grey:





6-MAN SUPER DELUXE

SR-140

Length	14'0" (425 cm.) Inflated
Beam	5'6" (167 cm.) Inflated
Tube Diameter	17.7" (45 cm.)
Weight	198 lbs. (90 kg.)
Loading Capacity	1,540 lbs. (700 kg.)
Recommended Hp.	30 (9.9-40) Standard shaft engine
No. of Air Chambers	4 plus air keel
● ● Color	Red or Grey

The inflatable seat and wooden seat shown are optional accessories.




SPORTBOATS SD SERIES WITH REMOVABLE BOWDODGER

If you're into fishing or diving, get into our SD Sportboats.

Our super roomy SD Sportboats are built to work hard. That's what makes them a favorite with fishermen, scuba divers and boat yard workmen who need a boat that can carry a lot of gear.

Without the easy-to-remove bowdodger, there's plenty of floorspace to stow diving tanks and scuba equipment; rods, reels and the days catch. With the bowdodger, there's spray protection for when you're underway.

Achilles SD Sportboats are ideal to ferry passengers and luggage from harbor out to boats or as a reliable workboat at boat yards. There's ample space for storage and plenty of room to move about.



SPORTBOATS SD SERIES WITH REMOVABLE BOWDODGER



4-MAN SUPER DELUXE

SD-11

Length	10'8" (325 cm.) Inflated
Beam	4'7" (140 cm.) Inflated
Tube Diameter	14.8" (37.5 cm.)
Weight	108 lbs. (49 kg.)
Loading Capacity	880 lbs. (400 kg.)
Recommended Hp.	12 (4-20) Standard shaft engine
No. of Air Chambers	3 plus air keel
Color	Grey



5-MAN SUPER DELUXE

SD-12

Length	12'0" (365 cm.) Inflated
Beam	5'1" (155 cm.) Inflated
Tube Diameter	15.8" (40 cm.)
Weight	121 lbs. (55 kg.)
Loading Capacity	1,100 lbs. (500 kg.)
Recommended Hp.	15 (4-25) Standard shaft engine
No. of Air Chambers	4 plus air keel
Color	Red or Grey

The inflatable seat and wooden seat shown are optional accessories.





5-MAN SUPER DELUXE

SD-124

Length	12'4" (375 cm.) Inflated
Beam	5'1" (155 cm.) Inflated
Tube Diameter	15.8" (40 cm.)
Weight	143 lbs. (65 kg.)
Loading Capacity	1,100 lbs. (500 kg.)
Recommended Hp.	15 (4-25) Standard shaft engine
No. of Air Chambers	4 plus air keel
Color	Red or Grey



6-MAN SUPER DELUXE

SD-14

Length	14'0" (425 cm.) Inflated
Beam	5'6" (167 cm.) Inflated
Tube Diameter	17.7" (45 cm.)
Weight	191 lbs. (87 kg.)
Loading Capacity	1,540 lbs. (700 kg.)
Recommended Hp.	30 (9.9-40) Standard shaft engine
No. of Air Chambers	4 plus air keel
Color	Red or Grey



ACHILLES SPORT DINGHIES WITH REMOVABLE BOW/DODGER



2-MAN SPORT DINGHY SPD-2FL

(with floorboards and air keel)

Length	9'2" (280 cm.) Inflated
Beam	4'1" (125 cm.) Inflated
Tube Diameter	12.6" (32 cm.)
Weight	79 lbs. (36 kg.)
Loading Capacity	550 lbs. (250 kg.)
Maximum Hp.	6.0 Standard shaft engine
No. of Air Chambers	2 plus air keel
● Color	Grey



4-MAN SPORT DINGHY SPD-4FL

(with floorboards and air keel)

Length	10'2" (310 cm.) Inflated
Beam	4'7" (140 cm.) Inflated
Tube Diameter	13.8" (35 cm.)
Weight	95 lbs. (43 kg.)
Loading Capacity	792 lbs. (360 kg.)
Maximum Hp.	8.0 Standard shaft engine
No. of Air Chambers	3 plus air keel
● Color	Grey

These dinghies come with a wooden floor and inflatable keel so they're able to plane and handle like a sportboat. The deeper "V" keel gives you a softer ride and the stringers we use along the floorboards provide greater rigidity. They track better when rowing than regular dinghies and tow easily.

The dinghy that does almost everything.

These 2 in 1 dinghies give you the convenience of an inflatable dinghy with the performance of a planing sportboat.

Achilles Sport Dinghies are perfect yacht tenders. Being inflatable, they can't mar the hull of your boat. And you don't have to worry about stepping on the tube during boarding because of their stability. Achilles Sport Dinghies row easier than regular dinghies, too. And they're also ideal for scuba divers, fishermen, explorers and vacationers.

Like all Achilles boats, they assemble in minutes. They're light in weight, easy to carry and extremely sturdy and stable. Despite their compactness, they're designed to carry big loads.

Standard Equipment


Includes all Sportboat Standard Equipment except:
 Wooden Floorboards on SPD-2 and SPD-4
 Spray Deflector Trim
 Lifting Handles on SPD-2 and SPD-2FL

Additional Standard Equipment Includes:

Aluminum and Plastic Collapsible Oars, Oar Stoppers, Wooden Seat with Velcro Fitting, Inflatable Seat, Inflatable Floor for SPD-2 and SPD-4.

Optional Accessories

Pressure Gauge
 Carrying Bag For Floorboards
 Inflatable Air Cushion





2-MAN SPORT DINGHY

SPD-2

(with inflatable floor)

Length	9'2" (280 cm.) Inflated
Beam	4'1" (125 cm.) Inflated
Tube Diameter	12.6" (32 cm.)
Weight	66 lbs. (30 kg.)
Loading Capacity	550 lbs. (250 kg.)
Maximum Hp.	5.0 Standard shaft engine
No. of Air Chambers	2
● Color	Grey




4-MAN SPORT DINGHY

SPD-4

(with inflatable floor)

Length	10'2" (310 cm.) Inflated
Beam	4'7" (140 cm.) Inflated
Tube Diameter	13.8" (35 cm.)
Weight	77 lbs. (35 kg.)
Loading Capacity	792 lbs. (360 kg.)
Maximum Hp.	6.0 Standard shaft engine
No. of Air Chambers	3
● Color	Grey

Instead of wooden floorboards, these dinghies come with an inflatable floor. They're soft riding and extremely easy to set up since there's no rigid flooring to install. They're capable of planing, easy to tow, and provide less drag when rowing than regular dinghies, and store in a minimum of space.



ACHILLES DINGHIES

STANDARD EQUIPMENT WITH ALL ACHILLES DINGHIES:

- 
1. Removable bowdodger: Reduces bow spray. Bright orange color for safety.
 2. Forward Inflatable Seat: For rowing and added flotation for ST Series. DT Series has forward wooden seat.
 3. Hinged Marine Ply-wood Floorboards for added stability. Fold up for easy storage when not in use. High gloss varnish. Plastic stringers reinforce the floor boards on ST models only.
 4. Wooden Stern Seat with Velcro Fastener. Can also be used in bow section. (ST Series)
 5. Lock-Type Oarlocks for easy rowing and smoother strokes. Greater maneuverability and no chance of "Oars Over Board."
 6. Aluminum and Plastic Collapsible Oars. Specially made for Achilles Dinghies and Sport Dinghies.
 7. Lifelines: Attached with stainless steel "D" rings fastened in thick molded rubber.
 8. Oar Stoppers for additional oar support when not in use.
 9. Towing Stainless Steel "D" Ring. Fastened in molded rubber with reinforced Nylon for stronger and safer towing. Painter line included.
 10. Reinforced Rubbing Strip: Extra wide, thick molded rubber for protection. Bright yellow color for safety.
 11. Outboard Mounting Bracket.
 12. Stern Lifting Handles for easier carrying on 4 and 5 man models only.
 13. High Compression Wooden Bellows Pump and repair kit.
 14. Heavy-Duty Nylon Sea Bag: for easy stowing and storage.
 15. Achilles Extra Large Check Valve for quicker inflation and deflation. Capped for double safety. For quick deflation, unscrew cap and valve together. Also includes (not shown) instruction manual.

Achilles Dinghies They make good times even better.






Whenever you're sailing, you get more out of an Achilles Dinghy. And best of all, everything you really need comes as standard features.

Only Achilles gives you two stern lifting handles on all 4 or 5 man dinghies for easy carrying. Our specially designed oars and oarlocks make our dinghies easy to row. You'll never lose an oar again because Achilles Dinghies come with locked-in oar locks and holders.

All Achilles Dinghies are made of high quality, heavy-duty Nylon coated with Hypalon on the outside and Neoprene on the inside. This guarantees an airtight hull and makes our boats resistant to abrasion, sun, and gasoline.

Achilles Dinghies are also very kind to yachts. Being soft sided, they can't mar the hull of larger boats. And they're stable enough for passengers to stand on the tube when getting on or off a larger boat.

They assemble quickly, store in a minimum of space, and can be kept inflated on the deck of a larger boat. No wonder Achilles is the most popular selling dinghy in the United States.



Optional Accessories:

- Pressure Gauge
- (Not Shown) Carrying Bag for Floorboards

DINGHIES ST SERIES



2/3-MAN SUPER DELUXE DINGHY ST-2

Length	8'4" (254 cm.) Inflated
Beam	4'1" (125 cm.) Inflated
Tube Diameter	11.8" (30 cm.)
Weight	70 lbs. (32 kg.)
Loading Capacity	550 lbs. (250 kg.)
Maximum Hp.	4 Standard shaft engine
No. of Air Chambers	2
● Color	Grey



4-MAN SUPER DELUXE DINGHY ST-4

Length	9'5" (287 cm.) Inflated
Beam	4'7" (140 cm.) Inflated
Tube Diameter	13.8" (35 cm.)
Weight	81 lbs. (37 kg.)
Loading Capacity	729 lbs. (360 kg.)
Maximum Hp.	4 Standard shaft engine
No. of Air Chambers	3
● Color	Grey




5/6-MAN SUPER DELUXE DINGHY ST-5

Length	10'4" (315 cm.) Inflated
Beam	4'9" (145 cm.) Inflated
Tube Diameter	13.8" (35 cm.)
Weight	88 lbs. (40 kg.)
Loading Capacity	1,188 lbs. (540 kg.)
Maximum Hp.	4 Standard shaft engine
No. of Air Chambers	3
● Color	Grey

The ST Series

These are our extra heavy-duty dinghies. Built for really tough situations and rugged environments. Ideal for sailing in rocky areas. Perfect for scuba diving. Special features include an inflatable seat and plastic stringers to reinforce the floorboards. Made of Achilles heavy-duty Nylon coated with Hypalon on the outside and Neoprene on the inside.



DINGHIES DT SERIES



2/3-MAN DELUXE DINGHY

DT-2

Length	8'4" (254 cm.) Inflated
Beam	4'1" (125 cm.) Inflated
Tube Diameter	11.8" (30 cm.)
Weight	64 lbs. (29 kg.)
Loading Capacity	550 lbs. (250 kg.)
Maximum Hp.	4 Standard shaft engine
No. of Air Chambers	2
●● Color	Red or Grey



4-MAN DELUXE DINGHY

DT-4

Length	9'5" (287 cm.) Inflated
Beam	4'7" (140 cm.) Inflated
Tube Diameter	13.8" (35 cm.)
Weight	77 lbs. (35 kg.)
Loading Capacity	729 lbs. (360 kg.)
Maximum Hp.	4 Standard shaft engine
No. of Air Chambers	3
●● Color	Red or Grey



The DT Series

These are our best selling, most popular models. Made of high quality Nylon coated with Neoprene on the inside to guarantee an airtight hull. Neoprene and Hypalon are then applied to the outside for extra protection from abrasion, weather and gasoline. These are the classic light dinghies. Perfect for ferrying passengers from harbor to larger boats. But this is just one of the hundred uses you'll find for them.



Limited Warranty

You will find a warranty certificate and return post registration card included with your Achilles Inflatable Craft. Please fill in the required details and send the registration card to Achilles Inflatable Craft, Division of KOHKOKU USA, Inc. within 15 days of purchase. Do not forget to mention the hull identification number of your craft.

Due to construction of Achilles Inflatable Boats, weights and dimensions given are nominal and may vary slightly.

The specifications of the boats, equipment and accessories may change without notice.

All other express statutory and implied warranties, including, without limitation, all implied warranties of merchantability, are hereby disclaimed.





**ACHILLES
INFLATABLE CRAFT**

Division of KOHKOKU USA Inc.
25 Branca Road, East Rutherford,
New Jersey 07073 U.S.A.
Phone: (201) 438-6400,
(212) 725-5755
Telex: 133581 ACHILES ERFD,
1407 80th Street, S.W.,
Everett, WA 98204 U.S.A.
Phone: (206) 353-7000
Telex: 32-9661 KOHKOKUUSA EVT

Authorized Dealer

Achilles

Manufacturer and Parent
Company
KOHKOKU CHEMICAL IND. CO.,
LTD.

Achilles Shintomi Annex
No. 12—10 Shintomi I-chome
Chuo-ku, Tokyo 104
Phone: (03) 552-1523
Telex: J26769 ACHILLES
Cable Address:
ACHILLESCHUO