


2000



The First and Lasting Name in Inflatables.



AUTHORIZED DEALER



Specifications of Achilles boats may change without notice.

Achilles recommends you always wear a personal flotation device or approved life jacket when boating and follow manufacturer's recommendations for boats and engines.



Achilles Inflatable Craft

A Division of Achilles USA, Inc.

PO Box 2287 • Everett, WA 98203

Phone: (425) 353-7000

Fax: (425) 347-5785

E Mail: achilles@hitmark.com

Website: www.achillesusa.com



European Agent:
WENDT AGENTUREN
Heereweg 130a
P.O. Box 38
2160 AA Lisse
Nederland
Ph: 0252-417619
Fax: 0252-424325
E Mail: wendt@cistron.nl

Manufactured in Japan by:
Achilles Corporation
No. 22 Daikyo-Cho, Shinjuku-Ku
Tokyo, Japan
Phone: (03) 3225-2187
Fax: (03) 3351-6963



Building Quality Boats by Combining Experience with Technology.

Every Achilles boat produced represents the marriage of our years of experience with the most advanced technology in the industry. Our modern plant was designed solely for the production of inflatable boats, and its computerized manufacturing and design systems insure speed, efficiency and, most importantly, quality. This allows us to quickly incorporate design and feature innovations into our boats so our customers are always buying the most advanced inflatables available.

Still, experience teaches us that there are some things technology cannot replace. We make our boats with Hypalon® and Neoprene® - reinforced fabric because time has proven this to be the best overall fabric for inflatable boats. No plastic alternative can approach its overall durability and air retention qualities. Even though Hypalon requires old fashioned hand gluing, we take this step to insure Achilles boats remain the best possible.



The Best Fabric

Every Achilles boat is made with our proven four-layered fabric. A Dupont Hypalon-reinforced outer layer provides unsurpassed toughness and protection from the elements, oil, gasoline and abrasions. The tightly woven core fabric provides rigidity and is kept airtight by two interior layers of Neoprene, an elastomer with outstanding air retention qualities.

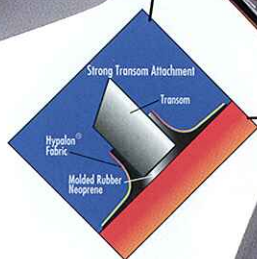


Non-Corrosive Check Valves

All Achilles valves are non-corrosive and double-capped for safety. They allow for easy "one-way" inflation and fast deflation by unscrewing the valve.


Transoms Built to Handle the Stress

Transom failure is a common problem on some inflatables. Achilles transoms are secured to the fabric by a unique Neoprene rubber mold and transom tape combination, and not just one or the other.



Achilles AirFirm™ Floor boats: the synergy of experience and technology.

Like all Achilles boats our air floor models combine proven quality features with innovative technology by offering you the first and only Hypalon® drop stitch floor in the industry.




Outstanding Seam Construction

Achilles seams are overlapped a full inch and reinforced with seam tape both outside and inside for extra safety. No other inflatable manufacturer takes all these steps to insure seams will last.



Baffles that Adapt to Air Pressure

The interior baffles on Achilles boats not only keep individual air chambers completely sealed for safety, they also have a flexible cone design which works to equalize air pressure between compartments.



A Smooth and Simple Oar System

We invented the fold-down, locking oar system with two-piece collapsible oars which makes rowing a breeze while keeping oars safely secured and out of the way when not in use.

Achilles has introduced innovative floor systems over the years, from interlocking wood and aluminum floorboards to inflatable and rollup floors. With the new AirFirm™ floors, Achilles is once again leading the way.



AirFirm™ FLOOR

Thousands of polyester threads provide firmness to the industry's only Hypalon® drop-stitched air floors.



Aluminum floors found on Achilles SG, SGX and SU series



Air keels on most LSI models, and other Achilles boats, add firmness and stability while enhancing performance.

FULL FIVE-YEAR WARRANTY ON FABRIC AND SEAMS
We back our claim to having superior fabric and construction with a strong warranty commitment.

LT-2

Our most economical dinghy is more convenient and practical than ever before. But it's still made with the same tough Hypalon®-reinforced fabric as all our larger boats and backed by the same five-year warranty. The LT-2 comes with a wood seat, fold-down oars and fold up floors. This lightweight wonder will store virtually anywhere without sacrificing anything in terms of safety. The LT-2 is the best value you'll find in an economical dinghy.



Standard Features Include:

Fold-up wood floor; full-length rubbing strake; fold-down locking oar system with aluminum oars with removable blades & tiedowns; bow D-ring; life lines with hand loops; adjustable wood rowing seat; large, non-corrosive check valves; motor mount; high-volume foot pump; carry bag; and maintenance kit.



SPECIFICATIONS

	LT-2
Color:	Lt. Gray
Length:	7'3" (220 cm.)
Inside Length:	5'0" (153 cm.)
Beam:	4'0" (124 cm.)
Inside Beam:	1'11" (58 cm.)
Tube:	13" (33 cm.)
Weight:	40 lbs. (18 kg.)
Load Capacity:	690 lbs. (310 kg.)
Person Capacity:	2
Max H.P.:	3 Standard Shaft
Air Chambers:	2

LS*

These Classic models have distinguished themselves over the years as sturdy, reliable tenders which offer serious boaters everything they seek in an inflatable. Large tube volume, generous proportions, and, of course, Hypalon fabric are all part of the quality LS package which also boasts a range of quality Achilles features. Their long and healthy track record prove that LS boats are timeless in terms of providing safety and comfort for boaters.



LS-4



SPECIFICATIONS

	LS-2*	LS-4*
Color:	Red	Red
Length:	7'6" (228 cm.)	8'8" (265 cm.)
Inside Length:	5'1" (156 cm.)	6'1" (185 cm.)
Beam:	4'4" (132 cm.)	4'8" (142 cm.)
Inside Beam:	2' (62 cm.)	2'2" (66 cm.)
Tube:	14" (35 cm.)	15" (38 cm.)
Weight:	56 lbs. (25.5 kg.)	67 lbs. (30.5 kg.)
Load Capacity:	640 lbs. (290 kg.)	860 lbs. (390 kg.)
Person Capacity:	2	4
Max H.P.:	3.5 Standard Shaft	6 Standard Shaft
Air Chambers:	2 & Keel	2 & Keel

*Available in Europe, Asia and Australia only.

DINGHY


TENDERS

Our popular Air Firm™ Floor LSI series is better than ever in 2000 with the introduction of white into the line for the first time. Achilles LSI models are the only inflatable boats offering Hypalon® - reinforced drop-stitched air floors. Supported by thousands of interior polyester threads, Achilles AirFirm™ floors provide an unparalleled tough, smooth, firm deck. The additional support of air keels on most models not only increases floor rigidity, it also enhances the overall performance of these durable, lightweight tenders.

Ranging in size from the 7'7" LSI-77 to the 11'2" LSI-112, there is an AirFirm™ Floor model the perfect size for any boater. Every one is lightweight and incredibly easy to set up or store away.

Never before has such remarkable convenience been accompanied by so much quality. No other inflatable air floors offer the peace-of-mind of Hypalon, and no other inflatables offer the overall quality of an Achilles.

LSI Standard Features Include:
 Air keel (all models except LSI-77);
 Hypalon drop stitch AirFirm™ Floors;
 full length rubbing strake; fold down locking oar system; two-piece break down aluminum oars & oar holders; bow D-ring plus towing bridle; D-rings; life lines; removable wood rowing seat; protective motor clamp; self-bailer valve; large high pressure foot pump with pressure gauge; carry bag; maintenance kit; floor protection pad for gas tank; and roomy square bow design.



LSI-96, 104 and 112 have extra seat attachment.



SPECIFICATIONS

	LSI-77	LSI-88	LSI-96
Color:	Lt. Gray	White or Lt. Gray	White or Lt. Gray
Length:	7'7" (230 cm.)	8'8" (265 cm.)	9'6" (295 cm.)
Inside Length:	5'1" (155 cm.)	6'1" (185 cm.)	6'9" (205 cm.)
Beam:	4'9" (146 cm.)	4'9" (144 cm.)	4'11" (150 cm.)
Inside Beam:	2'2" (66 cm.)	2'2" (66 cm.)	2'2" (72 cm.)
Tube:	15.5" (39 cm.)	15.5" (39 cm.)	15.5" (39 cm.)
Weight:	64 lbs. (29 kg.)	72 lbs. (32.5 kg.)	77 lbs. (35 kg.)
Load Capacity:	770 lbs. (350 kg.)	920 lbs. (420 kg.)	1010 lbs. (460 kg.)
Person Capacity:	2	4	4
Max H.P.:	4 Standard Shaft	6 Standard Shaft	8 Standard Shaft
Air Chambers:	2 & Floor	2 & Keel & Floor	2 & Keel & Floor

SPECIFICATIONS

	LSI-104	LSI-112
Color:	White or Lt Gray	Lt Gray or Red/Gray
Length:	10'4" (315 cm.)	11'2" (340 cm.)
Inside Length:	7'3" (220 cm.)	7'5" (226 cm.)
Beam:	4'11" (150 cm.)	5'6" (168 cm.)
Inside Beam:	2'4" (72 cm.)	2'7" (78 cm.)
Tube:	15.5" (39 cm.)	18" (45 cm.)
Weight:	80 lbs. (36.5 kg.)	97 lbs. (44 kg.)
Load Capacity:	1070 lbs. (490 kg.)	1620 lbs. (740 kg.)
Person Capacity:	4	5
Max H.P.:	10 Standard Shaft	15 Standard Shaft
Air Chambers:	2 & Keel & Floor	3 & Keel & Floor

SPORT TENDERS

These popular sporty tenders have been re-engineered to be better than ever in 2000! A sleek bow design not only improves their performance and appearance, it also allows for more interior space. And large tube diameters mean high load capacity so you can take advantage of this space. Add in other solid features like molded rubber oar holders and a sliding seat with a wider adjustable range to all the other great features that have made Achilles LEX boats so popular, and you have a value packed, Hypalon® inflatable that offers you much more than competing models.



Standard Features Include:
 Hypalon®/Neoprene reinforced fabric;
 self-locking wood floorboards; fold-down,
 locking oar system; aluminum oars with
 removable blades; full-length rubbing
 strake; adjustable wood
 rowing seat; carry bag; foot
 pump; towing rings; protective
 transom motor clamp; lifeline;
 maintenance kit and self
 bailer valve.



SPECIFICATIONS

	LEX-88	LEX-96
Color:	Lt. Gray	Lt. Gray
Length:	8'8" (265 cm.)	9'6" (290 cm.)
Inside Length:	5'11" (180 cm.)	6'9" (205 cm.)
Beam:	4'9" (144 cm.)	4'9" (144 cm.)
Inside Beam:	2'2" (66 cm.)	2'2" (66 cm.)
Tube:	15.5" (39 cm.)	15.5" (39 cm.)
Weight:	77 lbs. (35 kg.)	81 lbs. (37 kg.)
Load Capacity:	913 lbs. (415 kg.)	990 lbs. (450 kg.)
Person Capacity:	4	4
Max H.P.:	6 Standard Shaft	8 Standard Shaft
Air Chambers:	2 & Keel	2 & Keel

These deluxe tenders are better than ever in 2000. Their sleek tube lines allow for tube diameters to increase without limiting performance. Coupled with a pointed, raised bow, SPD tenders carry more and perform better than ever before! And with an extra (third) air chamber, they are safer and more value-packed than competing models. Also standard are non-slip, foam-matted floorboards and a sliding wood seat which can be attached in two different locations. The floorboards are secured with aluminum battens and stringers for a more rigid, better performing floor system. Like all Achilles boats, SPD tenders are made with durable Hypalon®-reinforced fabric. Compare fabric, features and price with competing models and you'll see what a great value these boats really are!



Standard Features Include: Hypalon/Neoprene fabric; fiberglass transom; foam-matted floorboards and seat; aluminum batten and stringers; towing bridle; fold-down locking oar system; two-piece breakdown aluminum oars; protective transom motor clamp; high volume foot pump; carry bag; and maintenance kit.



Non-slip, foam-matted floorboards and fiberglass transom are standard on SPD boats.

SPECIFICATIONS		
	SPD-102	SPD-108
Color:	Lt. Gray	Lt. Gray
Length:	10'2" (310 cm.)	10'8" (320 cm.)
Inside Length:	6'11" (210 cm.)	7'5" (225 cm.)
Beam:	4'11" (150 cm.)	4'11" (150 cm.)
Inside Beam:	2'4" (72 cm.)	2'4" (72 cm.)
Tube:	15.5" (39 cm.)	15.5" (39 cm.)
Weight:	92 lbs. (41.5 kg.)	97 lbs. (44 kg.)
Load Capacity:	1,144 lbs. (520 kg.)	1,188 lbs. (540 kg.)
Person Capacity:	4	5
Max H.P.:	10 Standard Shaft	15 Standard Shaft
Air Chambers:	3 & Keel	3 & Keel




Apioneer in the development of rigid-hulled inflatables, Achilles takes them to a new level in 2000 with the introduction of three new sporty tenders. Completely reengineered right down to the new Pearl Gray color, our HB Series now offers boaters the three most popular lengths from which to select the ideal fiberglass-hulled tender.

The Achilles HB line represents the culmination of years of experience in manufacturing high quality Hard Bottom Tenders. Their lightweight double-hulled fiberglass construction offers you one of the lightest R.I.B.'s on the market. The large 17" buoyancy tubes on all three models, in combination with the level non-skid floor made possible by the full deck liner, result in an extremely stable and exceptional looking tender. All models also share a tear drop rub strake which protects the hull of your yacht while offering spray deflection for an even drier ride.

Standard Features

Include:

New Pearl Gray
Hypalon/Neoprene fabric;
full length tear drop rub
strake; removable foam
matted rowing seat; **D-rings for**
towing bridle; **stainless bow eye;**
lifting hardware for davits; **lift and carry**
handles; **interior safety lines;** **fold down lock-**
ing oar system; **two piece breakdown aluminum**
oars; **gas tank tie down hardware;** **protective transom**
motor clamp; **high volume foot pump;** **and maintenance kit.**



HB-275



HB-310



SPECIFICATIONS

	HB-275	HB-310	HB-340
Color:	Pearl Gray	Pearl Gray	Pearl Gray
Length:	9'0" (275 cm.)	10'2" (310 cm.)	11'2" (340 cm.)
Inside Length:	6'2" (188 cm.)	7'5" (225 cm.)	8'3" (250 cm.)
Beam:	5'4" (163 cm.)	5'4" (163 cm.)	5'4" (163 cm.)
Inside Beam:	2'7" (77 cm.)	2'7" (77 cm.)	2'7" (77 cm.)
Tube:	17" (43 cm.)	17" (43 cm.)	17" (43 cm.)
Weight:	105 lbs. (48 kg.)	120 lbs. (57 kg.)	135 lbs. (61 kg.)
Load Capacity:	1140 lbs. (520 kg.)	1260 lbs. (570 kg.)	1380 lbs. (630 kg.)
Person Capacity:	4	4	5
Max H.P.:	8 Standard Shaft	15 Standard Shaft	20 Standard Shaft
Air Chambers:	2	2	3

R I G I D H U L L

The SE-121 and SE-131 sport boats offer high quality, 12 and 13-foot Hypalon® inflatables at prices competitive with PVC boats and lower than other Hypalon inflatables! Yet you are still guaranteed Achilles-brand quality in a striking, new two-tone design which allows Achilles 2000 sportboats to stand out from all the imitators.

Standard Features Include:
 Deep "v" inflatable hull; self-locking wood floorboards with aluminum stringers; marine-grade plywood transom; Hypalon/Neoprene reinforced fabric; fold-down locking oar system with two-piece breakdown aluminum oars; lift & carry handles; helmsman safety grip; lifelines; removable dual position wood seat; high-volume foot pump; and maintenance kit.



SPECIFICATIONS

	SE-121	SE-131
Color(s):	Red/Gray	Red/Gray
Length:	12'2" (365 cm.)	13'2" (400 cm.)
Inside Length:	8'9" (268 cm.)	9'4" (284 cm.)
Beam:	5'4" (162 cm.)	5'9" (175 cm.)
Inside Beam:	2'6" (76 cm.)	2'9" (85 cm.)
Tube:	17" (43 cm.)	18" (45 cm.)
Weight:	139 lbs. (63 kg.)	160 lbs. (72 kg.)
Load Capacity:	1,474 lbs. (670 kg.)	1,760 lbs. (800 kg.)
Person Capacity:	5	6
Recommended H.P.:	15 (4-25) Standard	20 (6-35) Long
Air Chambers:	4 & Keel	4 & Keel

The 2000 Achilles SGX series represents the evolution of traditional soft-bottomed inflatable sportboats. Loaded with a range of high quality special features, they now offer a more contemporary tube design to go along with their striking two-tone look. Superior features like aluminum floorboards, fiberglass transom, and deep "V" inflatable keel are standard, along with their super tough Hypalon® fabric. All these features plus famous Achilles quality make SGX boats an excellent value.

Standard Features Include:

Deluxe self-locking aluminum floorboards; fiberglass transom; double positional wood seat; bow carry handle; four lift and carry handles; towing rings; interior safety paddle; aluminum transom protection plate; high volume foot pump; carry bag; and maintenance kit.



SPECIFICATIONS

	SGX-122	SGX-132
Colors:	Red/Gray	Red/Gray
Length:	12'2" (365 cm.)	13'2" (400 cm.)
Inside Length:	8'9" (268 cm.)	9'4" (284 cm.)
Beam:	5'4" (162 cm.)	5'9" (175 cm.)
Inside Beam:	2'6" (76 cm.)	2'9" (85 cm.)
Tube:	17" (43 cm.)	18" (45 cm.)
Weight:	161 lbs. (73 kg.)	184 lbs. (83.5 kg.)
Load Capacity:	1,474 lbs. (670 kg.)	1,740 lbs. (790 kg.)
Person Capacity:	5	6
Recommended HP:	20 (6-35) Standard	30 (9.9-40) Long
Air Chambers:	4 & Keel	4 & Keel

SG



These "top-of-the-line" models continue to set the standard for inflatable sportboats. Built for high performance with deep "V" trigon air keel hulls, Achilles SG boats offer a roomy, square bow configuration which provides room for extra gear, and an aluminum floor system which delivers superior traction, rigidity and durability. Achilles SG sportboats bring performance and practicality together for better water skiing, diving, fishing or all-around sportboating pleasure!

Standard Features Include:

Roomy square bow configuration; trigon air keel; aluminum self-locking floorboards with aluminum stringer system; fiberglass transom with protective motor clamp plate; fuel tank tie-downs; self-bailer valve; full-length rubbing strake; fold-down locking oar system (except SG-156); bow carry handle; lift & carry handles; towing bridle; helmsman grip; life lines; full-length splash guard; transom splash guard; removable bow spraydodger, bow holdall fitting points; bow deck fitting points; cushion seat fitting points; large, non-corrosive check valves; large, high-volume foot pump; double carry bag system; deluxe maintenance kit.



SPECIFICATIONS

	SG-140	SG-156
Color:	Red	Red
Length:	14' (425 cm.)	15'6" (473 cm.)
Inside Length:	10'0" (305 cm.)	10'11" (333 cm.)
Beam:	5'9" (175 cm.)	6'3" (190 cm.)
Inside Beam:	2'9" (85 cm.)	3'0" (90 cm.)
Tube:	18" (45 cm.)	20" (50 cm.)
Weight:	221 lbs. (100.5 kg.)	264 lbs. (120 kg.)
Load Capacity:	1,960 lbs. (890 kg.)	2,820 lbs. (1,280 kg.)
Person Capacity:	6	8
Recommended HP:	30 (9.9 - 50) Long	35 (9.9 - 55) Long
Air Chambers:	4 & Keel	5 & Keel

SU



SU Boats are built tough to work hard for rugged private and commercial use. They are made with an additional heavy-duty layer of 840-denier nylon fabric in a two-ply technique which results in a core fabric even stronger than a single base fabric of equal thickness. A number of exclusive features are built into these boats which combine to bring the advantages of an inflatable together with the demands of tough commercial marine use.

Standard Features Include:

Toughest double layer (840 denier each) nylon core fabric; trigon air keel; aluminum self-locking floorboards & stringer system; fiberglass transom with aluminum plate (exterior) & motor pad (interior); fuel tank tie-down; large self-bailer; extra-wide, heavy-duty, full-length teardrop rubbing strake; tie-down straps for paddles; bow carry handle, towing bridle; lift & carry handles; splash guard with life lines; heavy-duty reinforced cargo wear patch all around; extra tie-down D-rings; large non-corrosive recessed valves; two (2) high-volume large foot pumps; two deluxe maintenance kits.



Wood seat and paddle shown are optional

SPECIFICATIONS

	SU-16	SU-18
Color:	Gray	Gray
Length:	16' (488 cm.)	18' (549 cm.)
Inside Length:	10'10" (330 cm.)	12'0" (366 cm.)
Beam:	6'9" (206 cm.)	7'7" (230 cm.)
Inside Beam:	3'3" (100 cm.)	3'7" (110 cm.)
Tube:	21" (53 cm.)	24" (60 cm.)
Weight:	365 lbs. (165.5 kg.)	400 lbs. (182.5 kg.)
Load Capacity:	3,210 lbs. (1,460 kg.)	4,660 lbs. (2,120 kg.)
Person Capacity:	10	15
Recommended HP:	40 (20-75) Long	50 (25-90) Long
Air Chambers:	5 & Keel	5 & Keel

SPORT BOATS

SPORT UTILITY