





The First

and Lasting Name



in Inflatables



2002

ACHILLES

THE FIRST AND LASTING NAME IN INFLATABLES

ALL HYPALON®. ALL THE TIME.

Every Achilles boat is made with our proven four-layered fabric reinforced with DuPont Hypalon®. Even though it takes more time to hand glue a Hypalon® boat, no fabric is more effective in resisting damage from the elements, oil, gasoline or abrasions. And nothing is better for air retention than the interior Neoprene® coating we use. So we take the extra time Hypalon® hand-gluing requires to insure that unsurpassed quality, safety and durability are built into every Achilles, from our smallest dinghy to our largest utility boat.

Hypalon® exterior for toughness

Heavy-duty Nylon or Polyester core. Two layers of Neoprene® for unsurpassed air retention.

UNSURPASSED SEAM CONSTRUCTION

Our seams are overlapped a full inch and reinforced with seam tape both inside and out. No one else takes so many steps to insure seams will last.



NON-CORROSIVE CHECK VALVES

All Achilles valves are non-corrosive and double-capped for safety. They are engineered for easy "one-way" inflation and instant deflation.



BAFFLES THAT HANDLE THE PRESSURE

Our flexible, cone-shaped baffles design equalizes air pressure between individual airtight air chambers.




AirFirm™ FLOOR

AIRFIRM™ FLOORS

Thousands of polyester threads provide remarkable firmness to the industry's only Hypalon® high-pressure, drop-stitched air floors. Fiber-glass hull, aluminum rollup and wood or aluminum floorboard systems are other deck options found on Achilles boats.

STRESS BEARING TRANSOMS

Transom failure is a common problem on some inflatables. We secure our transoms with a unique Neoprene rubber mold and transom tape combination, and not just one or the other.



LSI-112
See page 6.

NEW FOR 2002!

See page 7 for our new LSR-96 with aluminum rollup floor.

A FLOOR FOR ANY NEED

No matter what type of deck makes you most comfortable, we've got it at Achilles.


- | | |
|-----------------------|----------------------------------|
| LT Dinghies: | Wood/Hypalon Rollup Floors |
| LSI Tenders: | Hypalon High Pressure Air Floors |
| LSR-96 Tender: | Rollup Aluminum Floor |
| LEX/SPD/SE Series: | Wood Floorboards |
| SGX/SG/SU Sportboats: | Aluminum Floorboards |
| HB Boats: | Fiberglass Hulls |

Aluminum floors found on Achilles SG, SGX and SU series.



A SMOOTH, SIMPLE OAR SYSTEM

We invented the fold-down, locking oar system that makes rowing a breeze while keeping oars secured and out of the way when not in use.



FULL FIVE-YEAR WARRANTY ON FABR AND SEAMS

We back our claim to having superior fabric and construction with a strong warranty commitment.

Specifications for 2002 Achilles Boats

MODELS	LENGTH (INSIDE)	BEAM (INSIDE)	TUBE DIAMETER	HP RATING	WEIGHT	LOAD CAPACITY	PERSON CAPACITY	# OF AIR CHAMBERS	STOWED DIMENSIONS
DINGHIES Page 3									
LT-2	7'3" (5'0")	4'0" (1'11")	13"	Max. 3 Std.	40 lbs.	640 lbs.	2	2	3'3" x1'5"x9"
LT-4	8'6" (6'0")	4'8" (2'2")	15"	Max. 3 Long Shaft	66 lbs.	990 lbs.	4	2	3'5"x1'5"x1'
TENDERS Pages 4-7									
LS-2	7'6" (5'1")	4'4" (2'0")	14"	Max. 3.5 Std.	56 lbs.	640 lbs.	2	2 & keel	3'5"x1'8"x8"
LS-4	8'8" (6'1")	4'8" (2'2")	15"	Max. 6 Std.	67 lbs.	860 lbs.	4	2 & keel	3'5"x1'10"x10"
LSI-77	7'7" (5'1")	4'9" (2'2")	15.5"	Max. 4 Std.	64 lbs.	770 lbs.	2	2 & floor	3'4"x1'8"x11"
LSI-88	8'8" (6'1")	4'9" (2'2")	15.5"	Max. 6 Std.	72 lbs.	920 lbs.	4	2 & keel & floor	3'4"x1'8"x11"
LSI-96	9'6" (6'9")	5'2" (2'4")	17"	Max. 8 Std.	82 lbs.	1,145 lbs.	4	2 & keel & floor	3'9"x1'8"x11"
LSI-104	10'4" (7'3")	5'2" (2'4")	17"	Max. 10 Std.	84 lbs.	1,230 lbs.	4	2 & keel & floor	3'9"x1'8"x1'1"
LSI-112	11'2" (7'5")	5'6" (2'7")	18"	Max. 15 Std.	97 lbs.	1,620 lbs.	5	3 & keel & floor	4'2"x1'11"x11"
LSI-122	12'2" (8'9")	5'6" (2'7")	18"	Max. 25 Std.	126 lbs.	1,740 lbs.	6	4 & keel	4'2"x1'1"x1'11"
LSR-96	9'6" (6'9")	5'2" (2'4")	17"	Max. 8 Std.	99 lbs.	1,120 lbs.	4	2 & keel	4'1"x1'10"x1'6"
SPORT TENDERS Pages 8-10									
LEX-88	8'8" (5'11")	4'9" (2'2")	15.5"	Max. 6 Std.	77 lbs.	913 lbs.	4	2 & keel	3'4"x1'1"x1'2"
LEX-96	9'6" (6'9")	4'9" (2'2")	15.5"	Max. 8 Std.	81 lbs.	990 lbs.	4	2 & keel	3'5"x1'9"x1'2"
SPD-102	10'2" (6'11")	5'2" (2'4")	17"	Max. 10 Std.	104 lbs.	1,256 lbs.	4	3 & keel	3'5"x1'9"x1'2"
SPD-108	10'8" (7'5")	5'2" (2'4")	17"	Max. 15 Std.	108 lbs.	1,300 lbs.	5	3 & keel	3'9"x1'11"x1'2"
RIGID HULL BOATS Pages 11-12									
HB-275	9'0" (6'2")	5'4" (2'7")	17"	Max. 8 Std.	109 lbs.	1,140 lbs.	4	2	7'5"x3'7"x1'7"
HB-310	10'2" (7'5")	5'4" (2'7")	17"	Max. 15 Std.	129 lbs.	1,280 lbs.	4	2	8'6"x3'7"x1'7"
HB-340	11'2" (8'3")	5'4" (2'7")	17"	Max. 20 Std.	139 lbs.	1,380 lbs.	5	3	9'6"x3'7"x1'7"
SPORTBOATS Pages 13-17									
SE-121	12'2" (8'9")	5'4" (2'6")	17"	15* (4-25)** Std.	139 lbs.	1,474 lbs.	5	4 & keel	B-4'2"x3'x12'6" F-3'x2'1"x5'9"
SE-131	13'2" (9'4")	5'9" (2'9")	18"	20* (6-35)** Long	160 lbs.	1,760 lbs.	6	4 & keel	B-4'3"x2'x1'2" F-3'4"x2'3"x7"
SGX-122	12'2" (8'9")	5'4" (2'6")	17"	20* (6-35)** Std.	161 lbs.	1,474 lbs.	5	4 & keel	B-4'3"x2'x1'2" F-3'4"x2'3"x7"
SGX-132	13'2" (9'4")	5'9" (2'9")	18"	30* (9.9-40)** Long	184 lbs.	1,740 lbs.	6	4 & keel	B-4'3"x2'x1'2" F-3'4"x2'3"x7"
SG-140	14'0" (10'0")	5'9" (2'9")	18"	30* (9.9-50)** Long	221 lbs.	1,960 lbs.	6	4 & keel	B-4'6"x2'3"x1'2" F-3'5"x2'5"x7"
SG-156	15'6" (10'11")	6'3" (3'0")	20"	35* (9.9-55)** Long	264 lbs.	2,820 lbs.	8	5 & keel	B-5'x2'5"x1'2" F-3'7"x2'6"x7"
UTILITY BOATS Page 18									
SU-16	16'0" (10'10")	6'9" (3'3")	21"	40* (20-75)** Long	365 lbs.	3,210 lbs.	10	5 & keel	B-5'10"x2'11"x1'4" F-3'11"x2'9"x7"
SU-18	18'0" (12'0")	7'7" (3'7")	24"	50* (25-90)** Long	400 lbs.	4,660 lbs.	15	5 & keel	B-6'5"x3'5"x1'8" F-4'4"x3'2"x8"

* Recommended
**Usable Range

B = Boats, Hulls & Accessories
F = Floorboards

LT

A lot of quality in a small package. That describes our LT Series dinghies. These two and four-person boats go from their handy carry bags to fully equipped dinghies in just minutes. Compact enough to be stored virtually anywhere, they are still safe, durable and dependable dinghies capable of carrying substantial loads. They come ready to work with fold-down oar system, wood seat, fold-up floors and motor mount.

Even though they are our most economical boats, they are made with the same durable Hypalon® fabric and backed by the same five-year warranty as our large sport boats.



LT-2



LT-4

Standard Features Include:

Fold-up wood floor; full-length rubbing strake; fold-down locking oar system with aluminum oars with removable blades; bow D-ring (LT2); towing bridle D-rings (LT4); life lines with hand loops; adjustable wood rowing seat; large, non-corrosive check valves; motor mount; foot pump; carry bag; and maintenance kit.

SPECIFICATIONS


	LT-2	LT-4
Color:	Lt. Gray	Lt. Gray
Length:	7'3" (220 cm.)	8'6" (260 cm.)
Inside Length:	5'0" (153 cm.)	6'0" (184 cm.)
Beam:	4'0" (124 cm.)	4'8" (142 cm.)
Inside Beam:	1'11" (58 cm.)	2'2" (66 cm.)
Tube:	13" (33 cm.)	15" (38 cm.)
Weight:	40 lbs. (18 kg.)	66 lbs. (30 kg.)
Load Capacity:	640 lbs. (290 kg.)	990 lbs. (450 kg.)
Person Capacity:	2	4
Max H.P.:	3 Standard Shaft	3 Long Shaft
Air Chambers:	2	2

DINGHIES

***AVAILABLE IN EUROPE, ASIA AND AUSTRALIA ONLY.**

LS*

These Classic models have distinguished themselves over the years as sturdy, reliable tenders that offer serious boaters everything they seek in an inflatable. Large tube volume, generous proportions, and, of course, Hypalon fabric are all part of the quality LS package which also boasts a range of quality Achilles features. Their long and healthy track record prove that LS boats are timeless in terms of providing safety and comfort for boaters.



LS-4

LS Standard Features Include:

Air keel, wood floor; full-length rubbing strake; fold down locking oar system; two-piece break down aluminum oars & oar holders; towing bridle D-rings; inflatable thwart seat, life lines, protective motor clamp, self-bailer valve, foot pump, non-corrosive check valves, maintenance kit; and carry bag.

SPECIFICATIONS

	LS-2*	LS-4*
Color:	Red	Red
Length:	7'6" (228 cm.)	8'8" (265 cm.)
Inside Length:	5'1" (156 cm.)	6'1" (185 cm.)
Beam:	4'4" (132 cm.)	4'8" (142 cm.)
Inside Beam:	2' (62 cm.)	2'2" (66 cm.)
Tube:	14" (35 cm.)	15" (38 cm.)
Weight:	56 lbs. (25.5 kg.)	67 lbs. (30.5 kg.)
Load Capacity:	640 lbs. (290 kg.)	860 lbs. (390 kg.)
Person Capacity:	2	4
Max H.P.:	3.5 Standard Shaft	6 Standard Shaft
Air Chambers:	2 & Keel	2 & Keel

TENDERS

LSI

Our LSI boats are the only inflatable tenders made with Hypalon®-reinforced high-pressure air floors. When you consider the abuse decks take from scrapes, the sun, saltwater and even oil and gasoline, it makes sense to have the toughest material available to protect them – and that is Hypalon®. So our remarkable AirFirm™ floors are not only incredibly lightweight and rigid, they are also the most durable you will find.

Thousands of polyester threads make our air floors super firm. The additional support of an air keel not only increases floor rigidity, it also enhances overall performance. With large tube diameters, LSI tenders carry heavy loads despite their light weight.

The popularity of our LSI series inspired us to add another new model for 2002, the LSI-122. This 12-foot boat provides an even more spacious air floor alternative. There are now six different LSI models to choose from. No other air floor tenders offer more convenience, more quality or more choices.



LSI-96



LSI-104


LSI-96, 104, 112 and 122 have extra seat attachment.

LSI Standard Features Include:
 Air keel (all models except LSI-77); Hypalon drop stitch AirFirm™ Floors; full length rubbing strake; fold down locking oar system; two-piece break down aluminum oars & oar holders; bow D-ring plus towing bridle D-rings; life lines; removable wood rowing seat; protective motor clamp; self-bailer valve; large high pressure foot pump with pressure gauge; carry bag; maintenance kit; floor protection pad for gas tank; and roomy square bow design.

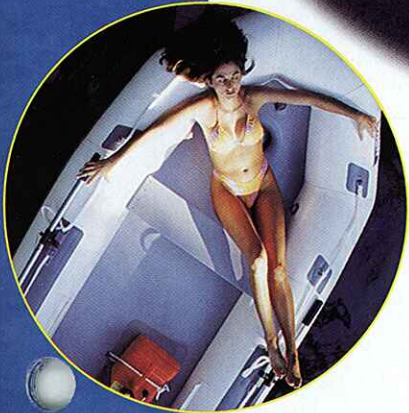
SPECIFICATIONS

	LSI-77	LSI-88	LSI-96
Color:	Lt. Gray	White or Lt. Gray	White or Lt. Gray
Length:	7'7" (230 cm.)	8'8" (265 cm.)	9'6" (295 cm.)
Inside Length:	5'1" (155 cm.)	6'1" (185 cm.)	6'9" (205 cm.)
Beam:	4'9" (144 cm.)	4'9" (144 cm.)	5'2" (158 cm.)
Inside Beam:	2'2" (66 cm.)	2'2" (66 cm.)	2'4" (72 cm.)
Tube:	15.5" (39 cm.)	15.5" (39 cm.)	17" (43 cm.)
Weight:	64 lbs. (29 kg.)	72 lbs. (32.5 kg.)	82 lbs. (37 kg.)
Load Capacity:	770 lbs. (350 kg.)	920 lbs. (420 kg.)	1145 lbs. (520 kg.)
Person Capacity:	2	4	4
Max H.P.:	4 Standard Shaft	6 Standard Shaft	8 Standard Shaft
Air Chambers:	2 & Floor	2 & Keel & Floor	2 & Keel & Floor

22! OUR LARGEST AIRFIRM™ FLOOR MODEL EVER!



LSI-112



SPECIFICATIONS

	LSI-104	LSI-112	LSI-122
Color:	White or Lt Gray	Lt Gray or Red/Gray	Red/Grey
Length:	10'4" (315 cm.)	11'2" (340 cm.)	12'2" (365 cm.)
Inside Length:	7'3" (220 cm.)	7'5" (226 cm.)	8'9" (268 cm.)
Beam:	5'2" (158 cm.)	5'6" (168 cm.)	5'6" (168 cm.)
Inside Beam:	2'4" (72 cm.)	2'7" (78 cm.)	2'7" (78 cm.)
Tube:	17" (43 cm.)	18" (45 cm.)	18" (45 cm.)
Weight:	84 lbs. (38.5 kg.)	97 lbs. (44 kg.)	126 lbs. (57.5 kg)
Load Capacity:	1230 lbs. (560 kg.)	1620 lbs. (740 kg.)	1,740 lbs. (790 kg.)
Person Capacity:	4	5	6
Max H.P.:	10 Standard Shaft	15 Standard Shaft	25 Standard Shaft
Air Chambers:	2 & Keel & Floor	3 & Keel & Floor	4 & Keel & Floor

TENNISERS

LSR



At last, an inflatable tender that combines the convenience of a roll-up floor with the rigidity and strength of floor-boards. Introducing the new Achilles LSR-96.

Achilles has developed a unique, aluminum floor that makes it a snap to quickly inflate and break down this 9 1/2-foot tender. This new floor design combined with an innovative hinge system makes this rollup floor stronger and firmer than others while keeping it lightweight. This is combined with an inflatable keel to enhance performance. Large 17" tubes allow the LSR-96 to carry loads up to 1,120 pounds. So boaters no longer have to sacrifice rigidity or performance to enjoy the convenience of a rollup.

LSR Standard Features Include:

Air keel; aluminum rollup floor; full length rubbing strake; fold down locking oar system; two-piece break down aluminum oars & oar holders; bow D-ring plus towing bridle D-rings; life lines; removable wood rowing seat; protective motor clamp; self-bailer valve; foot pump; carry bag; maintenance kit; and roomy square bow design.

INTRODUCING OUR NEW ALUMINUM ROLLUP FLOOR BOAT!



LSR-96

A new era in rollup floors arrives in 2002 with the LSR-96.



SPECIFICATIONS

LSR-96

Color:	Lt. Gray or White
Length:	9'6" (295 cm.)
Inside Length	6'9" (205 cm.)
Beam:	5'2" (158 cm.)
Inside Beam	2'4" (72 cm.)
Tube:	17" (43 cm.)
Weight:	99 lbs. (45 kg.)
Load Capacity:	1,120 lbs. (510 kg.)
Person Capacity:	4
Max H.P.:	8 Standard Shaft
Air Chambers:	2 & Keel






TENDER

LEX

Some new design refinements make these popular, sporty tenders better than ever for 2002. A sleek bow design not only enhances performance and appearance, it allows for more interior space. A new teardrop rub strake deflects spray when the boat is planing while also providing more protection from collisions with docks and other boats.

In addition to Achilles' famous overall quality, performance features and Hypalon® fabric, a host of subtle features such as an adjustable range wood seat and molded rubber oar holders make these solid, reliable tenders a great value.



LEX-96



SPECIFICATIONS

	LEX-88	LEX-96
Color:	Lt. Gray	Lt. Gray
Length:	8'8" (265 cm.)	9'6" (290 cm.)
Inside Length:	5'11" (180 cm.)	6'9" (205 cm.)
Beam:	4'9" (144 cm.)	4'9" (144 cm.)
Inside Beam:	2'2" (66 cm.)	2'2" (66 cm.)
Tube:	15.5" (39 cm.)	15.5" (39 cm.)
Weight:	77 lbs. (35 kg.)	81 lbs. (37 kg.)
Load Capacity:	913 lbs. (415 kg.)	990 lbs. (450 kg.)
Person Capacity:	4	4
Max H.P.:	6 Standard Shaft	8 Standard Shaft
Air Chambers:	2 & Keel	2 & Keel

Standard Features Include: Hypalon®/Neoprene reinforced fabric; self-locking wood floorboards; fold-down, locking oar system; aluminum oars with removable blades; full-length rubbing strake; adjustable wood rowing seat; carry bag; foot pump; towing rings; protective transom motor clamp; lifeline; maintenance kit and self bailer valve.

SPORT TENDERS

SPD

These deluxe tenders are better than ever in 2002 with new, larger 17" tubes designed to enhance performance and load capacity. Coupled with a pointed, raised bow, SPD tenders now carry more and perform better than ever before! And with an extra (third) air chamber, they are safer and more value-packed than competing models. Also standard are fiberglass transom, non-slip, foam-matted floorboards and a sliding wood seat which can be attached in two different locations. The floorboards are secured with aluminum battens and stringers for a more rigid, better performing floor system. Like all Achilles boats, SPD tenders are made with durable Hypalon[®]-reinforced fabric. Compare fabric, features and price with competing models and you'll see what a great value these boats really are!

*New, Larger
Tube Diameter
for 2002!*




SPD-108

Standard Features Include:

Hypalon/Neoprene fabric; fiberglass transom; foam-matted floorboards and seat; extra seat attachments; aluminum battens and stringers; towing bridle D-rings; fold-down locking oar system; two-piece break-down aluminum oars; protective transom motor clamp; foot pump; carry bag; maintenance kit; and full length tear drop rubbing strake.

SPORT TENDERS



Non-slip, foam-matted floorboards and fiberglass transom are standard on SPD boats.

SPECIFICATIONS

	SPD-102	SPD-108
Color:	Lt. Gray	Lt. Gray
Length:	10'2" (310 cm.)	10'8" (320 cm.)
Inside Length:	6'11" (214 cm.)	7'5" (225 cm.)
Beam:	5'2" (158 cm.)	5' 2" (158 cm.)
Inside Beam:	2'4" (72 cm.)	2'4" (72 cm.)
Tube:	17" (43 cm.)	17" (43 cm.)
Weight:	104 lbs. (47 kg.)	108 lbs. (49 kg.)
Load Capacity:	1,256 lbs. (570 kg.)	1,300 lbs. (590 kg.)
Person Capacity:	4	5
Max H.P.:	10 Standard Shaft	15 Standard Shaft
Air Chambers:	3 & Keel	3 & Keel

HB

A pioneer in the development of rigid-hulled inflatables, Achilles takes them to a new level in 2002 with three sporty tenders. Achilles RIBs are as distinctive as their striking Pearl Gray color, combining unsurpassed reliability, durability and performance in a handsome package. Ranging from 9' to 11'2" our HB models offer boaters a quality Hypalon® fiberglass-hulled tender in the three most popular sizes.

The Achilles HB line represents the culmination of years of experience in manufacturing high quality Hard Bottom Tenders. Their lightweight double-hulled fiberglass construction offers you one of the lightest R.I.B.'s on the market. The large 17" buoyancy tubes on all three models, in combination with the level non-skid floor made possible by the full deck liner, result in an extremely stable and exceptional looking tender. All models also share a tear drop rub strake which protects the hull of your yacht while offering spray deflection for an even drier ride.




HB-340


Standard Features Include:

Pearl Gray Hypalon/Neoprene fabric;
full length tear drop rub strake; removable rowing
seat; D-rings for towing bridle; stainless bow eye;
lifting hardware for davits; lift and carry handles;
interior safety lines; fold down locking oar system; two
piece breakdown aluminum oars; gas tank tie down
hardware; protective transom motor clamp; foot pump;
and maintenance kit.

**HB-340 has a bow locker
for stowing gear.**



HB-310



R I G I D H U L L

SPECIFICATIONS

	HB-275	HB-310	HB-340
Color:	Pearl Gray	Pearl Gray	Pearl Gray
Length:	9'0" (275 cm.)	10'2" (310 cm.)	11'2" (340 cm.)
Inside Length:	6'2" (188 cm.)	7'5" (225 cm.)	8'3" (250 cm.)
Beam:	5'4" (163 cm.)	5'4" (163 cm.)	5'4" (163 cm.)
Inside Beam:	2'7" (77 cm.)	2'7" (77 cm.)	2'7" (77 cm.)
Tube:	17" (43 cm.)	17" (43 cm.)	17" (43 cm.)
Weight:	109 lbs. (49.5 kg.)	129 lbs. (58.5 kg.)	139 lbs. (63 kg.)
Load Capacity:	1140 lbs. (520 kg.)	1280 lbs. (580 kg.)	1380 lbs. (630 kg.)
Person Capacity:	4	4	5
Max H.P.:	8 Standard Shaft	15 Standard Shaft	20 Standard Shaft
Air Chambers:	2	2	3


SE

The SE-121 and SE-131 sport boats offer high quality, 12 and 13-foot Hypalon® inflatables at prices competitive with PVC boats and lower than other Hypalon inflatables! Yet you are still guaranteed Achilles-brand quality in a striking, two-tone design which allows Achilles 2002 sportboats to stand out from all the imitators. If you're looking for extra space without the extra cost, look no further. You can do it all with an Achilles SE Sportboat.

SE-131



Standard Features Include:
Deep "V" inflatable keel; self-locking wood floorboards with aluminum battens and stringers; marine-grade plywood transom; Hypalon/Neoprene reinforced fabric; fold-down locking oar system with two-piece breakdown aluminum oars; lift & carry handles; helmsman safety grip; lifelines; removable dual position wood seat; high-volume foot pump; and maintenance kit.



SPECIFICATIONS

	SE-121	SE-131
Color(s):	Red/Gray	Red/Gray
Length:	12'2" (365 cm.)	13'2" (400 cm.)
Inside Length:	8'9" (268 cm.)	9'4" (284 cm.)
Beam:	5'4" (162 cm.)	5'9" (175 cm.)
Inside Beam:	2'6" (76 cm.)	2'9" (85 cm.)
Tube:	17" (43 cm.)	18" (45 cm.)
Weight:	139 lbs. (63 kg.)	160 lbs. (72 kg.)
Load Capacity:	1,474 lbs. (670 kg.)	1,760 lbs. (800 kg.)
Person Capacity:	5	6
Recommended HP:	15 (4-25) Standard	20 (6-35) Long
Air Chambers:	4 & Keel	4 & Keel


SGX

The 2002 Achilles SGX series represents the evolution of traditional soft-bottomed inflatable sportboats. Loaded with a range of high quality special features, they now offer a more contemporary tube design to go along with their striking two-tone look. Superior features like aluminum floorboards, fiberglass transom, and deep "V" inflatable keel are standard, along with their super tough Hypalon® fabric. All these features plus famous Achilles quality make SGX boats an excellent value.



SGX-122



Standard Features Include:
Deluxe self-locking aluminum floorboards; fiberglass transom; double positional wood seat; bow carry handle; four lift and carry handles; towing rings; interior safety paddle; aluminum transom protection plate; high volume foot pump; carry bag; and maintenance kit.



	SGX-122	SGX-132
Colors:	Red/Gray	Red/Gray
Length:	12'2" (365 cm.)	13'2" (400 cm.)
Inside Length:	8'9" (268 cm.)	9'4" (284 cm.)
Beam:	5'4" (162 cm.)	5'9" (175 cm.)
Inside Beam:	2'6" (76 cm.)	2'9" (85 cm.)
Tube:	17" (43 cm.)	18" (45 cm.)
Weight:	161 lbs. (73 kg.)	184 lbs. (83.5 kg.)
Load Capacity:	1,474 lbs. (670 kg.)	1,740 lbs. (790 kg.)
Person Capacity:	5	6
Recommended HP:	20 (6-35) Standard	30 (9.9- 40) Long
Air Chambers:	4 & Keel	4 & Keel

SG

These "top-of-the-line" models continue to set the standard for inflatable sportboats. Built for high performance with deep "V" trigon air keels, Achilles SG boats offer a roomy, square bow configuration which provides room for extra gear, and an aluminum floor system which delivers superior traction, rigidity and durability. Achilles SG sportboats bring performance and practicality together for better water skiing, diving, fishing or all-around sportboating pleasure!



SG-140

SPECIFICATIONS

	SG-140	SG-156
Color:	Red	Red
Length:	14' (425 cm.)	15'6" (473 cm.)
Inside Length:	10'0" (305 cm.)	10'11" (333 cm.)
Beam:	5'9" (175 cm.)	6'3" (190 cm.)
Inside Beam:	2' 9" (85 cm.)	3'0" (90 cm.)
Tube:	18" (45 cm.)	20" (50 cm.)
Weight:	221 lbs. (100.5 kg.)	264 lbs. (120 kg.)
Load Capacity:	1,960 lbs. (890 kg.)	2,820 lbs. (1,280 kg.)
Person Capacity:	6	8
Recommended HP:	30 (9.9-50) Long	35 (9.9-55) Long
Air Chambers:	4 & Keel	5 & Keel

Standard Features Include: Roomy square bow configuration; trigon air keel; aluminum self-locking floorboards with aluminum stringer system; fiberglass transom with protective motor clamp plate; fuel tank tie-downs; self-bailer valve; full-length teardrop rubbing strake; fold-down locking oar system (except SG-156); bow carry handle; lift & carry handles; towing bridle D-rings; helmsman grip; life lines; full-length splash guard; transom splash guard; removable bow spraydodger, bow holdall fitting points; cushion seat fitting points; large, non-corrosive check valves; large, high-volume foot pump; double carry bag system; maintenance kit.

SPORTBOATS

SU

SU Boats are built tough to work hard for rugged private and commercial use. They are made with an additional heavy-duty layer of 840-denier nylon fabric in a two-ply technique which results in a core fabric even stronger than a single base fabric of equal thickness. A number of exclusive features such as recessed valves are built into these boats which combine to bring the advantages of an inflatable to the demands of tough commercial marine use.



SU-16

Paddle and wood seat shown are optional.

SPECIFICATIONS

	SU-16	SU-18
Color:	Gray	Gray
Length:	16' (488 cm.)	18' (549 cm.)
Inside Length:	10'10" (330 cm.)	12'0" (366 cm.)
Beam:	6'9" (206 cm.)	7'7" (230 cm.)
Inside Beam:	3'3" (100 cm.)	3'7" (110 cm.)
Tube:	21" (53 cm.)	24" (60 cm.)
Weight:	365 lbs. (165.5 kg.)	400 lbs. (182.5 kg.)
Load Capacity:	3,210 lbs. (1,460 kg.)	4,660 lbs. (2,120 kg.)
Person Capacity:	10	15
Recommended HP:	40 (20-75) Long	50 (25-90) Long
Air Chambers:	5 & Keel	5 & Keel

Standard Features Include:
Toughest double layer (840 denier each) nylon core fabric; trigon air keel; aluminum self-locking floorboards & stringer system; fiberglass transom with aluminum plate (exterior) & motor pad (interior); fuel tank tie-down; large self-bailer; extra-wide, heavy-duty, full-length teardrop rubbing strake; tie-down straps for paddles; bow carry handle, towing bridle; lift & carry handles; splash guard with life lines; heavy-duty reinforced cargo wear patch all around; extra tie-down D-rings; large non-corrosive recessed valves; two (2) high-volume large foot pumps; maintenance kit.

SPORT UTILITY



Achilles Inflatable Craft
A Division of Achilles USA, Inc.
1407 80th Street, SW
Everett, WA 98203
Phone: (425) 353-7000
Fax: (425) 347-5785

*Every Achilles boat is made
with Dupont Hypalon®*

For more information on Hypalon®
call (800) 853-5515
U.S. & Canada


Manufactured in Japan by:
Achilles Corporation
No. 22 Daikyo-Cho, Shinjuku-Ku
Tokyo, Japan
Phone: (03) 3225-2187
Fax: (03) 3351-6963



European Agent:
WENDT AGENTUREN
Heereweg 130a
P.O. Box 38
2160 AA Lisse
Nederland
Phone: 0252-417619
Fax: 0252-424325
E Mail: wendt@cistron.nl

*Photography in this catalog depicts
scenes using professional models. Achilles
recommends the use of a personal flotation
device or safety jacket when boating.*

*Specifications of Achilles boats may
change without notice. Always follow
manufacturer's recommendations for
boats and engines.*



Authorized Dealer

Achilles LSR pictured here.
See page 7.