

ACHILLES

Inflatable Boats

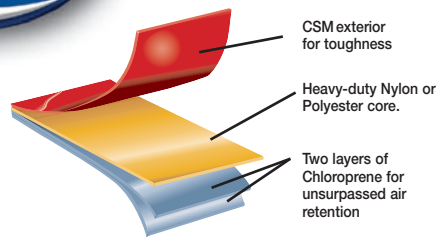


2012





The best name you can put on an Inflatable Boat...



At Achilles, the process of providing boaters with the highest quality inflatable boats in the world begins with manufacturing our own industry-leading CSM fabric and ends with providing Achilles owners unsurpassed customer service.

The quality of Achilles CSM Fabric has such a great reputation in the inflatable industry that many other inflatable boat manufacturers around the world buy it from us to use on their boats. But we do not stop at producing our own tough, airtight fabric that is virtually impervious to the elements, oil, gasoline and abrasions. We take the extra time and expense to build in the finest safety and performance features other manufacturers do not such as our exclusive 4-layer overlapped seam construction. We meticulously design all our boats to deliver unsurpassed performance while outfitting each one with a comprehensive array of quality standard features you will not find on other inflatables. When you compare the design and features of any Achilles boat with any competing model, you will understand why we own a well-deserved reputation for quality forged over the last 40 years.

With Achilles, quality doesn't stop with the sale. We provide both customers and dealers alike with comprehensive and responsive post-sales support in every aspect of Achilles ownership. Our customer-friendly web site not only offers comprehensive information on our current models, but also on all Achilles boats produced since 1978.

When you choose an Achilles, you will come away with a high quality inflatable boat and an ongoing relationship with a company committed to its customers.

FULL FIVE-YEAR WARRANTY ON FABRIC AND SEAMS
We back our claim to having superior fabric and construction with a strong warranty commitment.

Performax tube design is standard on all HB, LSI, LSR and SPD models!

- Better performance with heavier 4-stroke motors
- Increased buoyancy and load capacity
- Increased waterline for faster, smoother planing



LSR-290

Introducing the new Achilles HB-270FX


Add the convenience of a folding transom to the great features and design found in Achilles RIBs and you have the new Achilles HB-270FX. See page 10.



HB-270-FX

UNSURPASSED SEAM CONSTRUCTION

Our seams are overlapped a full inch and reinforced with seam tape both inside and out. No one else takes so many steps to ensure seams will last.



Side View of Achilles Seam

NON-CORROSIVE CHECK VALVES

All Achilles valves are non-corrosive and double-capped for safety with no moving parts that might break. They are engineered for easy "one-way" inflation and instant deflation.



ACHILLES WORK & RESCUE BOATS

Achilles produces heavy-duty workboats and rapid deployment rescue boats. Call or email us for our Commercial Boat catalog.



ACHILLES RIVERBOATS

Achilles produces a complete line of CSM riverboats and kayaks. Call or email us for our riverboat brochure.

DINGHY SERIES

Pages 3 - 4



LT Series

LS-RU Series

HB-FX Series

HB-LX Series

HB-DX Series

SPORT TENDERS

Pages 5 - 9



LEX Series

LSR Series

LSI Series

SPD Series

SPORT & UTILITY

Pages 12 - 16



FRB Series

SGX Series

SG Series

SU Series



Achilles boats are certified by the National Marine Manufacturers Association as adhering to federal regulations and rigid industry standards established by the U.S. Coast Guard and the American Boat & Yacht Council. Achilles boats must pass rigorous annual inspections from independent third party inspectors to maintain this prestigious certification that guarantees our boats meet the highest safety and production standards. Achilles boats are also manufactured to meet or exceed ISO6185 standards.

LT

DINGHY SERIES

A lot of quality in a small package. That describes our LT Series dinghies.



LT-2

These two and four-person boats go from their handy carry bags to fully equipped dinghies in just minutes. Compact enough to be stored virtually anywhere, they are safe, durable and dependable dinghies capable of carrying substantial loads. They come ready to work with fold-down oar system, wood seat, fold-up floor and motor mount. Even though they are our most economical boats, they are made with the same durable Achilles CSM fabric and backed by the same five-year warranty as our large sport boats.



LT-4

The LT4 has a heavy-duty removable motor mount that fits quickly and securely into molded rubber mounting attachments.

	LT-2	LT-4
Color	Lt. Gray	Lt. Gray
Length	7'3" (220 cm.)	8'6" (260 cm.)
Inside Length	5'0" (153 cm.)	6'2" (188 cm.)
Beam	4'1" (124 cm.)	4'8" (142 cm.)
Inside Beam	1'11" (58 cm.)	2'2" (66 cm.)
Tube Diameter	13" (33 cm.)	15" (38 cm.)
Weight	37 lbs. (16.5 kg.)	57 lbs. (26 kg.)
Load Capacity	640 lbs. (290 kg.)	970 lbs. (440 kg.)
Person Capacity	2	4*
Recommended H.P.	3 (2-3) Standard	3 (2-3) Standard
Maximum H.P.	3 Standard	3 Standard
Air Chambers	2	2

LT STANDARD FEATURES INCLUDE: Achilles CSM reinforced fabric; four layer seam construction; wood/Achilles CSM roll-up floor (LT4); hinged wood floor (LT2); full-length rubbing strake; fold-down locking oar system with two-piece breakdown aluminum oars and holders; bow D-ring (LT2); towing bridle D-rings (LT4); life lines with hand loops; removable wood rowing seat; motor mount; foot pump; carry bag; and maintenance kit.

LS-RU

ROLLUP TENDER SERIES

Value packed, roll-up option for boaters who need the space-saving convenience of a lightweight easy-to-stow tender.



Both our LS-RU rollup tenders can be stowed in a space just 10" high. With a roll-up wood/Achilles CSM fabric floor and solid transom, they can be inflated and ready to go in minutes. When they are, they deliver surprisingly large load and person capacities. Easy to carry, easy to set up, easy to store - the LS-RU.



LS4-RU

* See pages 17-18



	LS2-RU	LS4-RU
Color	Lt. Gray/ Navy Blue	Lt. Gray/ Navy Blue
Length	7'6" (228 cm.)	8'8" (265 cm.)
Inside Length	5'1" (156 cm.)	6'1" (185 cm.)
Beam	4'4" (132 cm.)	4'8" (142 cm.)
Inside Beam	2" (62 cm.)	2'2" (66 cm.)
Tube Diameter	14" (35 cm.)	15" (38 cm.)
Weight	57 lbs. (25.5 kg.)	66 lbs. (30 kg.)
Load Capacity	620 lbs. (280 kg.)	840 lbs. (380 kg.)
Person Capacity	2	4*
Recommended H.P.	4 (2-4) Standard	4 (2-6) Standard
Maximum H.P.	4 Standard	6 Standard
Air Chambers	2	2

LS-RU STANDARD FEATURES INCLUDE: Achilles CSM reinforced fabric; wood/CSM roll-up floor; full-length rubbing strake; fold-down locking oar system and oar holders; two-piece breakdown aluminum oars and holders; protective motor clamp plate; removable wood rowing seat; self-bailer valve; life lines; towing bridle D-rings; foot pump; carry bag; and maintenance kit.

LS-4



LS-4

Available in Europe only

LS-4 STANDARD FEATURES INCLUDE: Achilles CSM reinforced fabric; four layer seam construction; sectional wood floor; full-length rubbing strake; fold-down locking oar system and oar holders; two-piece breakdown aluminum oars; inflatable thwart seat; self-bailer valves; life lines; towing bridle D-rings; foot pump; carry bag; and maintenance kit.

	LS-4
Color	Red or Blue/Gray
Length	8'8" (265 cm.)
Inside Length	6'1" (185 cm.)
Beam	4'8" (142 cm.)
Inside Beam	2'2" (66 cm.)
Tube Diameter	15" (38 cm.)
Weight	67 lbs. (30.5 kg.)
Load Capacity	860 lbs. (390 kg.)
Person Capacity	4
Recommended H.P.	4 (2-6) Standard
Maximum H.P.	6 Standard
Air Chambers	2 & Air Keel

LEX SPORT TENDER SERIES

These timeless tenders still offer boaters the classic inflatable look and functionality that has made them so popular.



LEX-88

They represent the culmination of many subtle refinements over the years that have kept them technologically current while maintaining their traditional appearance. A sleek bow design and ample interior space come together in this classic tender. A teardrop rub strake deflects spray and improves protection from the inevitable collisions with docks and boat hulls. Additional features include an adjustable range wood seat and a full sectional wood floor. They all add up to a solid, reliable tender that combines practicality and performance in an economical package.



LEX-88



	LEX-77	LEX-88	LEX-96
Color	Lt. Gray	Lt. Gray	Lt. Gray
Length	7'7" (230 cm.)	8'8" (265 cm.)	9'6" (290 cm.)
Inside Length	4'11" (149 cm.)	5'11" (180 cm.)	6'9" (205 cm.)
Beam	4'9" (144 cm.)	4'9" (144 cm.)	4'9" (144 cm.)
Inside Beam	2'2" (66 cm.)	2'2" (66 cm.)	2'2" (66 cm.)
Tube Diameter	15.5" (39 cm.)	15.5" (39 cm.)	15.5" (39 cm.)
Weight	62 lbs. (28 kg.)	69 lbs. (31 kg.)	74 lbs. (33.5 kg.)
Load Capacity	730 lbs. (330 kg.)	900 lbs. (410 kg.)	990 lbs. (450 kg.)
Person Capacity	2	4*	4
Recommended H.P.	4 (2-4) Standard	4 (2-6) Standard	6 (4-8) Standard
Maximum H.P.	4 Standard	6 Standard	8 Standard
Air Chambers	2 & Keel	2 & Keel	2 & Keel

LEX STANDARD FEATURES INCLUDE: Achilles CSM reinforced fabric; four layer seam construction; air keel; wood floorboards; fold-down locking oar system; two-piece breakdown aluminum oars and oar holders; full-length tear drop rubbing strake; removable wood rowing seat; carry bag; foot pump; towing bridle D-rings; protective transom motor clamp plate; life lines; self bailer valve and maintenance kit.

LSR SPORT TENDER SERIES

At last, inflatable tenders that combine the convenience of a roll-up floor with the rigidity and strength of floorboards.



LSR-290

Achilles has developed a unique aluminum floor that makes it a snap to quickly inflate and roll up these tenders. This unique floor design with an innovative hinge system makes this roll up floor stronger and firmer than others. This is combined with an inflatable keel and V-shaped fiberglass-encased transom to enhance performance. Large 17" tubes allow the LSR tenders to carry heavy loads. Add in the improved buoyancy, extra load capacity and smoother planing provided by the Performax tube design, and you have a roll-up tender that is tough to beat.



LSR-290

Performax tubes perform better with today's heavier 4-stroke motors.



	LSR-290	LSR-310
Color	Lt. Gray	Lt. Gray
Length	9'6" (290 cm.)	10'2" (310 cm.)
Inside Length	6'9" (205 cm.)	7'3" (220 cm.)
Beam	5'2" (158 cm.)	5'2" (158 cm.)
Inside Beam	2'4" (72 cm.)	2'4" (72 cm.)
Tube Diameter	17" (43 cm.)	17" (43 cm.)
Weight	95 lbs. (43 kg.)	120 lbs. (54.5 kg.)
Load Capacity	1,210 lbs. (550 kg.)	1,300 lbs. (590 kg.)
Person Capacity	4	4
Recommended H.P.	6 (4-8) Standard	8 (4-10) Standard
Maximum H.P.	8 Standard	10 Standard
Air Chambers	2 & Keel	2 & Keel

LSR STANDARD FEATURES INCLUDE: Achilles CSM reinforced fabric; four layer seam construction; air keel; aluminum roll-up floor; v-shaped fiberglass encased transom; full length tear drop rubbing strake; bow carry handle; internal bow lifting D-ring; fold down locking oar system; two-piece break down aluminum oars & oar holders; towing bridle D-rings; life lines; removable wood rowing seat; extra seat attachment patches; rear carry handles; protective motor clamp plate; self-bailer valve; foot pump; carry bag; and maintenance kit.

Our LSI boats were the first inflatable tenders made with Achilles CSM - reinforced high pressure Airfirm™ floors.

The world's best high-pressure AirFirm™ floor tenders are better than ever thanks to their Performax tube design. Our Performax tube design provides more buoyancy and a greater load capacity essential for today's heavier 4-stroke motors. This tube design also results in a longer waterline enabling our LSI series dinghies to plane even quicker and stay on plane at slower speeds. Our LSI series tenders also have Achilles CSM Drop Stitch High Pressure Floors. When you consider the abuse floors take from scrapes, the sun, salt-water and even oil and gasoline, it makes sense to have the toughest material available to protect them-and that is Achilles CSM. So our remarkable AirFirm™ floors are not only incredibly lightweight and rigid, they are also the most durable you will find. Thousands of polyester threads make our air floors super firm. The additional support of an air keel increases floor rigidity and along with a fiberglass-encased transom** enhances overall performance. With large tube diameters, LSI tenders carry heavy loads despite their light weight. There are six different LSI model sizes to choose from. No other manufacturer's air floor tenders offer more convenience, more quality or more choices.



LSI-290



LSI-260



Achilles high-pressure, drop-stitch AirFirm™ floors provide superior rigidity.

LSI-290
Seat storage bag shown is an optional accessory.



Extra Seat Attachment Patches
On LSI-290, 310, 335 and 365.

Performax tubes perform better with today's heavier 4-stroke motors.



LSI-365

* See pages 17-18

** LSI-230 has no air keel and a painted wood transom

	LSI-230	LSI-260	LSI-290	LSI-310	LSI-335	LSI-365
Color	Lt. Gray	White or Lt. Gray	White or Lt. Gray	White or Lt. Gray	Lt. Gray or Red/Lt.Gray	Red/Lt.Gray
Length	7'7" (230 cm.)	8'6" (260 cm.)	9'6" (290 cm.)	10'2" (310 cm.)	11'0" (335 cm.)	12'2" (365 cm.)
Inside Length	5'1" (155 cm.)	6'1" (185 cm.)	6'9" (205 cm.)	7'3" (220 cm.)	7'5" (226 cm.)	8'10" (268 cm.)
Beam	4'9" (144 cm.)	4'9" (144 cm.)	5'2" (158 cm.)	5'2" (158 cm.)	5'6" (168 cm.)	5'6" (168 cm.)
Inside Beam	2'2" (66 cm.)	2'2" (66 cm.)	2'4" (72 cm.)	2'4" (72 cm.)	2'7" (78 cm.)	2'7" (78 cm.)
Tube Diameter	15.5" (39 cm.)	15.5" (39 cm.)	17" (43 cm.)	17" (43 cm.)	18" (45 cm.)	18" (45 cm.)
Weight	52 lbs. (23.5 kg.)	66 lbs. (30 kg.)	74 lbs. (33.5 kg.)	79 lbs. (36 kg.)	91 lbs. (41.5 kg.)	115 lbs. (52 kg.)
Load Capacity	820 lbs. (370 kg.)	950 lbs. (430 kg.)	1,230 lbs. (560 kg.)	1,320 lbs. (600 kg.)	1,630 lbs. (740 kg.)	1,700 lbs. (770 kg.)
Person Capacity	2	4*	4	4	5	6
Recommended H.P.	4 (2-4) Standard	4 (2-6) Standard	6 (4-8) Standard	8 (4-10) Standard	10 (6-15) Standard	15 (6-25) Standard
Maximum H.P.	4 Standard	6 Standard	8 Standard	10 Standard	15 Standard	25 Standard
Air Chambers	2 & Floor	2 & Keel & Floor	2 & Keel & Floor	3 & Keel & Floor	3 & Keel & Floor	4 & Keel & Floor

LSI STANDARD FEATURES INCLUDE: Achilles CSM reinforced fabric; four layer seam construction; air keel & fiberglass encased transom (all models except LSI-230); CSM drop stitch AirFirm™ floors; full length tear drop rubbing strake; bow carry handle; internal bow lifting D-ring (except 230 & 365); fold down locking oar system; two-piece break down aluminum oars & oar holders; towing bridle D-rings; life lines; removable wood rowing seat; protective motor clamp plate; self-bailer valve; large high pressure foot pump with pressure gauge; carry bag; rear carry handles; maintenance kit; and floor protection pad and tie downs for gas tank.

SPD SPORT TENDER SERIES

These solid sport tenders have been a staple in the Achilles lineup for over 30 years.



SPD-290

And in all that time we have never stopped making them better. Their square bow configuration allows for more interior space and the V-shaped fiberglass transom and inflatable keel deliver better tracking and performance. These deluxe tenders also feature larger tube diameters and Performax tubes for better stability, performance and load capacities. They also feature a host of deluxe features such as non-slip foam-mat on rear 3 floorboards, aluminum floor joints and stringers for a more rigid floor system, and a foam matted wood seat that can be attached in two different locations. If you compare fabric, features, and price with competing brands you'll see what a great value these SPD tenders really are.



SPD-290



SPD-365

Performax tubes perform better with today's heavier 4-stroke motors.

	SPD-290	SPD-310	SPD-335	SPD-365
Color	Lt. Gray	Lt. Gray	Lt. Gray	Lt. Gray
Length	9'6" (290 cm.)	10'2" (310 cm.)	11'0" (335 cm.)	12'2" (365 cm.)
Inside Length	6'9" (205 cm.)	7'3" (220 cm.)	7'5" (226 cm.)	8'10" (268 cm.)
Beam	5'2" (158 cm.)	5'2" (158 cm.)	5'6" (168 cm.)	5'6" (168 cm.)
Inside Beam	2'4" (72 cm.)	2'4" (72 cm.)	2'7" (78 cm.)	2'7" (78 cm.)
Tube Diameter	17" (43 cm.)	17" (43 cm.)	18" (45 cm.)	18" (45 cm.)
Weight	95 lbs. (43 kg.)	101 lbs. (46 kg.)	123 lbs. (56 kg.)	142 lbs. (64 kg.)
Load Capacity	1210 lbs. (550 kg.)	1,300 lbs. (590 kg.)	1,590 lbs. (720 kg.)	1,680 lbs. (760 kg.)
Person Capacity	4	4	5	6
Recommended H.P.	6 (4-8) Standard	8 (4-10) Standard	15 (6-20) Standard	15 (6-25) Standard
Maximum H.P.	8 Standard	10 Standard	20 Standard	25 Standard
Air Chambers	2 & Keel	3 & Keel	3 & Keel	4 & Keel

SPD STANDARD FEATURES INCLUDE: Achilles CSM reinforced fabric; four layer seam construction; V-shaped fiberglass encased transom; non-slip foam-mat on rear 3 floorboards and seat; extra seat attachment patches; aluminum battens and stringers; bow carry handle; internal bow lifting D-ring (except 365); fold-down locking oar system with oar holders; towing bridle D-rings; rear carry handles; two-piece break-down aluminum oars; protective transom motor clamp plate; foot pump; carry bag; (2 bags for SPD-335 and SPD-365); full length tear drop rubbing strake and maintenance kit.

HB-FX RIGID HULL SERIES

An innovative folding transom makes these new lightweight RIB's the easiest to store and transport.



New for 2012
HB-270FX

Due to the tremendous popularity of our HB300FX that was introduced last year, we have added the HB270FX to our lineup for 2012. Both models share the unique folding transom and lightweight design that made the HB-300FX so popular. Despite their light weight, both models offer large load capacities and the ability to carry 4 people. The FX series comes with a deluxe full-length padded storage bag as standard equipment so now you are able to store, transport, and launch a true fiberglass rigid hull Achilles inflatable easier than ever before.



HB-300FX



Easy to fold and store



Deluxe padded storage bag is standard.

	HB-270FX	HB-300FX
Color	Pearl Gray	Pearl Gray
Length	8'10" (270 cm.)	9'10" (300 cm.)
Inside Length	5'11" (180 cm.)	6'9" (205 cm.)
Beam	5'1" (156 cm.)	5'4" (162 cm.)
Inside Beam	2'3" (70 cm.)	2'4" (72 cm.)
Tube Diameter	17" (43 cm.)	18" (45 cm.)
Weight	86 lbs. (39 kg.)	91 lbs. (41.5 kg.)
Load Capacity	1010 lbs. (460 kg.)	1260 lbs. (570 kg.)
Person Capacity	4	4
Recommended H.P.	6 (4-8) Standard	8 (4-10) Standard
Maximum H.P.	8 Standard	10 Standard
Air Chambers	3	3

HB-FX STANDARD FEATURES INCLUDE: Pearl Gray Achilles CSM reinforced fabric; four layer seam construction; deep "V" fiberglass hull; folding fiberglass transom; deluxe padded full length storage bag; full length teardrop rubbing strake; D-rings for towing bridle; stainless steel bow eye; inside bow davit lifting eye; bow and stern carry handles; grab handles; fold-down locking oar system with oar holders; interior oar straps (HB-300FX only); two-piece breakdown aluminum oars; gas tank tie down hardware; protective transom motor clamp plate; extra seat attachment patches (HB-300FX only); foot pump and maintenance kit.

HB-LX RIGID HULL SERIES

Our lightweight series rigid hull line is still packed with high performance features.

The Achilles HB-LX boats provide the critically acclaimed performance of the Achilles DX deep "V" fiberglass hull design in a lighter RIB. They also have the same tube design as the DX series, yet a modification of the deck design and removing the bow locker results in a RIB that is on average 20% lighter than the same size DX model. This means they can perform well with smaller engines and can be carried or transported more easily. Despite their lighter weight and lower cost compared to the HB-DX series, they are still loaded with all the high quality standard features for which Achilles is known.



HB-240LX



HB-280LX



	HB-240LX	HB-280LX	HB-315LX	HB-350LX
Color	Pearl Gray	Pearl Gray	Pearl Gray	Pearl Gray
Length	7'10" (240 cm.)	9'2" (280 cm.)	10'4" (315 cm.)	11'6" (350 cm.)
Inside Length	5'8" (172 cm.)	6'7" (201 cm.)	7'9" (235 cm.)	8'8" (264 cm.)
Beam	5' (153 cm.)	5'5" (166 cm.)	5'5" (166 cm.)	5'9" (175 cm.)
Inside Beam	2'5" (73 cm.)	2'7" (80 cm.)	2'7" (80 cm.)	2'9" (85 cm.)
Tube Diameter	16" (40 cm.)	17" (43 cm.)	17" (43 cm.)	18" (45 cm.)
Weight	86 lbs. (39 kg.)	118 lbs. (53.5 kg.)	128 lbs. (58 kg.)	161 lbs. (73 kg.)
Load Capacity	900 lbs. (410 kg.)	1210 lbs. (550 kg.)	1,320 lbs. (600 kg.)	1,680 lbs. (760 kg.)
Person Capacity	3	4	5	6
Recommended H.P.	5 (2-5) Standard	8 (4-10) Standard	10 (4-15) Standard	15 (6-20) Standard
Maximum H.P.	5 Standard	10 Standard	15 Standard	20 Standard
Air Chambers	2	3	3	3

HB-LX STANDARD FEATURES INCLUDE: Pearl Gray Achilles CSM reinforced fabric; four layer seam construction; deep "V" fiberglass hull; full length tear drop rubbing strake; removable rowing seat; D-rings for towing bridle; stainless bow eye; lifting hardware for davits; grab handles; Bow and stern carry handles; fold down locking oar system with oar holders; inside oar straps (except HB240-LX); two piece breakdown aluminum oars; gas tank tie down hardware; protective transom motor clamp plate; extra seat attachment patches (except HB240-LX); foot pump and maintenance kit.

HB-DX RIGID HULL SERIES

These deluxe hard bottom inflatables offer boaters the best combination of style, performance and functionality.



HB-315DX

Sleek, Euro-style tubes give them a stylish edge over other RIB's. A deep "V" fiberglass hull delivers superior performance while a built-in bow locker provides both a seat and a place for gear. If you want to take a step above the norm in a hard-bottomed tender, step up to an Achilles HB-DX RIB. Like every Achilles boat they are made with our own Achilles CSM fabric so they can handle the burning sun of the tropics or cold northern waters without fading or deteriorating. Choose a rigid-hulled inflatable that gives you a little extra. Choose an Achilles HB-DX.



HB-280DX



HB-350DX

Eurohelm shown is optional equipment manufactured by St. Croix Davits.

Optional Achilles accessories



Fiberglass seat with cushion



Fiberglass console with windshield



A deep "V" fiberglass hull takes Achilles RIBs to an even higher level of performance.

	HB-280DX	HB-315DX	HB-350DX
Color	Pearl Gray	Pearl Gray	Pearl Gray
Length	9'2" (280 cm.)	10'4" (315 cm.)	11'6" (350 cm.)
Inside Length	6'7" (201 cm.)	7'9" (235 cm.)	8'8" (264 cm.)
Beam	5'5" (166 cm.)	5'5" (166 cm.)	5'9" (175 cm.)
Inside Beam	2'7" (80 cm.)	2'7" (80 cm.)	2'9" (85 cm.)
Tube Diameter	17" (43 cm.)	17" (43 cm.)	18" (45 cm.)
Weight	148 lbs. (67 kg.)	159 lbs. (72 kg.)	187 lbs. (85 kg.)
Load Capacity	1190 lbs. (540 kg.)	1300 lbs. (590 kg.)	1650 lbs. (750 kg.)
Person Capacity	4	5	6
Recommended H.P.	10 (4-15) Standard	15 (6-20) Standard	20 (6-30) Long
Maximum H.P.	15 Standard**	20 Standard	30 Long
Air Chambers	3	3	3

HB-DX STANDARD FEATURES INCLUDE: Pearl Gray Achilles CSM reinforced fabric; four layer seam construction; deep "V" fiberglass hull; bow locker; double heavy duty full length tear drop rubbing strake; extra seat attachment patches; helmsman grip; removable rowing seat; D-rings for towing bridle; stainless bow eye; lifting hardware for davits; lift and carry handles; grab handles; fold down locking oar system with oar holders; interior oar straps; two piece breakdown aluminum oars; gas tank tie down hardware; protective transom motor clamp plate; foot pump and maintenance kit.

FRB SPORT & UTILITY SERIES

A versatile utility boat that's ready to go in minutes.



FRB-124

Designed originally as quick response boats for fire departments and rescue units, these unique aluminum roll up floors with an innovative hinge system and non-skid panels can perform a variety of functions. They are easy to store or carry and can be set up in minutes. The main air chambers are equipped with pressure relief valves, they can be inflated either by compressed air bottles or the standard equipment foot pump. In addition to their Achilles CSM fabric, their additional special features like abrasion wear patches and removable storage bags make them practical alternatives for tackling a range of jobs on the water.



FRB-124



	FRB-104	FRB-124
Color	Red	Red
Length	10'4" (315 cm.)	12'4" (375 cm.)
Inside Length	7'3" (220 cm.)	8'11" (272 cm.)
Beam	5'2" (158 cm.)	5'3" (161 cm.)
Inside Beam	2'4" (72 cm.)	2'6" (75 cm.)
Tube Diameter	17" (43 cm.)	17" (43 cm.)
Weight	108 lbs. (49 kg.)	154 lbs. (70 kg.)
Load Capacity	1210 lbs. (550 kg.)	1480 lbs. (670 kg.)
Person Capacity	4	5
Recommended H.P.	10 (4-15) Standard	15 (6-25) Standard
Maximum H.P.	15 Standard	25 Standard
Air Chambers	2 + Keel	4 + Keel

FRB STANDARD FEATURES INCLUDE: Achilles CSM reinforced fabric; four layer seam construction; deep "V" inflatable keel; aluminum roll-up floor with non-skid panels, fiberglass encased transom with protective motor clamp plate; the FRB-104 has two (2) pressure relief valves; the FRB-124 has two (4) pressure relief valves; four lift and carry handles (FRB104); six lift and carry handles; towing bridle D-rings (FRB124); internal bow lifting D-Ring (FRB 104 only); two (2) paddles with tie downs; two removable storage bags; full length splash guard with life lines; abrasion patches; five (5) interior tie-down D-rings; full-length rubbing strake; foot pump and maintenance kit.

SGX SPORT & UTILITY SERIES

These versatile aluminum and wood-floored boats are the perfect solution for a range of uses.



SGX-132

They are rugged and roomy so they can be put to the test as dive boats, heavy duty tenders or utility boats. Their sporty nature also makes them great runabouts that really perform thanks to their deep "V" inflatable keel and large tube diameters. A range of quality features include a fiberglass-encased transom and removable, dual position wood seat. Their Achilles CSM fabric pedigree makes these sport boats extremely tough...and tough to beat.



SGX-122



Courtesy Liz Clark Voyage of Swell

Aluminum Floor and Fiberglass Encased Transom

	SGX-122	SGX-132
Color	Red/Gray	Red/Gray
Length	12'2" (365 cm.)	13'2" (400 cm.)
Inside Length	8'10" (268 cm.)	9'4" (284 cm.)
Beam	5'6" (168 cm.)	5'9" (175 cm.)
Inside Beam	2'6" (76 cm.)	2'9" (85 cm.)
Tube Diameter	18" (45 cm.)	18" (45 cm.)
Weight	167 lbs. (76 kg.)	187 lbs. (85 kg.)
Load Capacity	1,520 lbs. (690 kg.)	1,760 lbs. (800 kg.)
Person Capacity	6	6
Recommended H.P.	20 (6-35) Standard	30 (9.9-40) Long
Maximum H.P.	35 Standard	40 Long
Air Chambers	4 + Keel	4 + Keel

SGX STANDARD FEATURES INCLUDE: Achilles CSM reinforced fabric; four layer seam construction; SGX boats have aluminum and wood floorboards with aluminum stinger system; fiberglass encased transom; deep "V" inflatable keel; towing bridle D-rings; fold-down locking oar system with two-piece breakdown aluminum oars and oar holders; bow handle; four lift & carry handles; helmsman grip; 2 self bailer valves; gas tank tie downs; lifelines; removable dual position wood seat; high-volume foot pump; two carry bags; and maintenance kit.

SG SPORT & UTILITY SERIES

These "top-of-the-line" models continue to set the standard for inflatable sport-boats.




SG-140

Built for high performance with deep "V" tricon air keels, Achilles SG boats offer a roomy, square bow configuration which provides room for extra gear, and an aluminum and fiberglass floor system* which delivers superior rigidity and durability. Achilles SG Sportboats bring performance and practicality together for better diving, fishing, or all-around sport-boating pleasure. They are also perennial rescue and emergency boat favorites of fire departments, first responders and others around the world.



SG-140



*SG-124 floorboards are aluminum and wood.

	SG-124	SG-140	SG-156
Color	Red	Red	Red
Length	12'4" (375 cm.)	14' (425 cm.)	15'6" (473 cm.)
Inside Length	8'11" (272 cm.)	10'0" (305 cm.)	10'11" (333 cm.)
Beam	5'3" (161 cm.)	5'9" (175 cm.)	6'3" (190 cm.)
Inside Beam	2'6" (75 cm.)	2'9" (85 cm.)	2'11" (90 cm.)
Tube Diameter	17" (43 cm.)	18" (45 cm.)	20" (50 cm.)
Weight	175 lbs. (79.5 kg.)	226 lbs. (102.5 kg.)	272 lbs. (123.5 kg.)
Load Capacity	1,460 lbs. (660 kg.)	1,940 lbs. (880 kg.)	2,800 lbs. (1,270 kg.)
Person Capacity	5	6	8
Recommended H.P.	20 (6-35) Standard	30 (9.9-50) Long	35 (9.9-55) Long
Maximum H.P.	35 Standard	50 Long	55 Long
Air Chambers	4 & Keel	4 & Keel	5 & Keel

SG STANDARD FEATURES INCLUDE: Achilles CSM reinforced fabric; four layer seam construction; tricon air keel; aluminum & fiberglass* floorboards with aluminum stringer system; fiberglass encased transom with protective motor clamp plate; fuel tank tie-downs; 2 self-bailer valves; full-length teardrop rubbing strake; fold-down locking oar system with oar holders (except SG-156); bow carry handle; lift & carry handles; towing bridle D-rings; helmsman grip; full-length splash guard with life lines; removable wood seat (except SG-156); extra seat attachment patches; large, high-volume foot pump; double carry bag system; and maintenance kit.

SU SPORT & UTILITY SERIES

Seat/console/arch shown are custom dealer options

SU Boats are built tough to work hard for rugged private and commercial use.



SU-16

They are made with an additional heavy-duty layer of 840-denier nylon Achilles CSM fabric in a two-ply technique which results in a fabric even stronger than a single base fabric of equal thickness. A number of commercial grade features such as recessed valves and a full-length, protective wear patch combine to make these boats the right choice for the toughest marine uses.



SU-16 Wood seat & paddles shown are optional features.



HEAVY-DUTY SELF-BAILER AND ALUMINUM-PLATED TRANSOM.

*International Orange available as special order only

	SU-14	SU-16	SU-18
Color	Gray, Black*	Gray, Black*	Gray, Black*
Length	14' (425 cm.)	16' (488 cm.)	18' (549 cm.)
Inside Length	9'4" (284 cm.)	10'10" (330 cm.)	12'0" (366 cm.)
Beam	5'10" (178 cm.)	6'9" (206 cm.)	7'7" (230 cm.)
Inside Beam	2'8" (82 cm.)	3'3" (100 cm.)	3'7" (110 cm.)
Tube Diameter	19" (48 cm.)	21" (53 cm.)	24" (60 cm.)
Weight	280 lbs. (127 kg.)	371 lbs. (168.5 kg.)	433 lbs. (196 kg.)
Load Capacity	2,230 lbs. (1,010 kg.)	3,170 lbs. (1,440 kg.)	4,630 lbs. (2,100 kg.)
Person Capacity	6	9	11
Recommended H.P.	35 (9.9-55) Long	40 (20-75) Long	50 (25-90) Long
Maximum H.P.	55 Long	75 Long	90 Long
Air Chambers	4 & Keel	5 & Keel	5 & Keel

SU STANDARD FEATURES INCLUDE: Achilles CSM reinforced fabric; four layer seam construction; extra durable double layer (840 denier each) nylon core fabric; tricon air keel; aluminum & fiberglass floorboards & heavy duty aluminum stringer system; fiberglass encased transom with aluminum plate & motor pad; fuel tank tie-downs; heavy duty self bailer sleeve and 2 self bailer valves; extra-wide, heavy-duty, full-length teardrop rubbing strake; tie-down straps for paddles; bow handle; towing bridle D-rings; lift & carry handles; splash guard with life lines; heavy-duty reinforced cargo wear patch all around; extra tie-down D-rings; heavy duty recessed valves; heavy duty lifting points (hull and transom) two (2) high-volume large foot pumps; and maintenance kit.



ACHILLES INFLATABLE BOATS

A Division of Achilles USA, Inc.
1407 80th Street SW
Everett, WA 98203
Email: boats@achillesusa.com
www.achillesboats.com

EAST COAST SALES OFFICE:
(201)-438-6400 ext. 106

WEST COAST SALES OFFICE:
(951)-587-8101

MANUFACTURED BY:
Achilles Corporation
No. 22 Daikyo-Cho, Shinjuku-Ku
Tokyo, Japan 160-8885
Phone: (03) 3225-2187
Fax: (03) 3351-6963



EUROPEAN AGENT:
Wendt Agenturen B.V.
Achter de Wateroren 11
2182DV Hillegom, The Netherlands
Phone: +31 (0) 252 516 938
Fax: +31 (0) 252 830 256
Email: info@achilles-wendt.com

NORWAY DISTRIBUTOR:
AS Kellox
Nygårdsveien 67
N-1401 Ski
Norway
Phone: (47) 64 97 61 00
Fax: (47)64 97 6190
Email: achilles@kellox.no

SWEDEN/DENMARK/FINLAND/DISTRIBUTOR
Loxkel AS
PO Box 113
N-1401 Ski
Norway
Phone: (47) 64 97 61 80
Fax: (47)64 97 6190
Email: achilles@loxkel.no



AUSTRALIAN DISTRIBUTOR:
BURSILL SPORTSGEAR
(Holdings) Pty. Ltd.
157 Cleveland Street
Chippendale N.S.W. 2008
Australia
Phone: (61) 2 9698 8022
Fax: (61) 2 9698 5708
Email: grahambursill@bigpond.com
www.inflatableboats.com.au



Visit us on Facebook
facebook.com/Achilles.Inflatable.Boats



Specifications of Achilles boats may change without notice. Always follow manufacturer's recommendations for boats and engines. Achilles recommends the use of a personal flotation device or life jacket when boating.